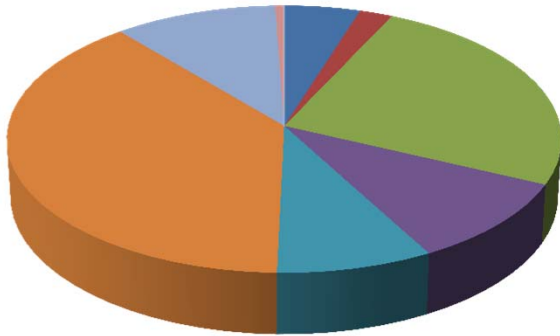
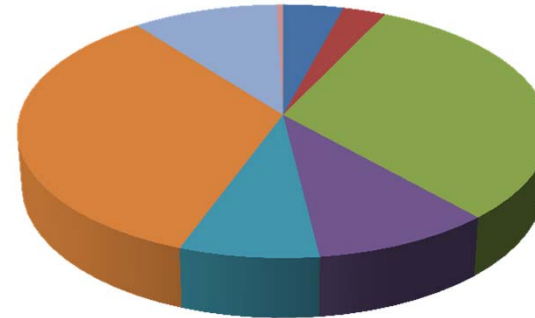


UEC Payor Mix

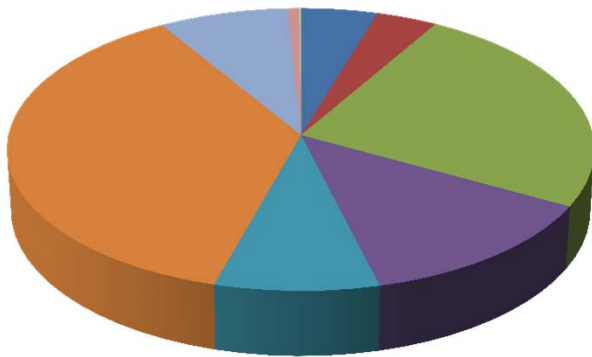
2010-11



2011-12



2009-10



Payor	Percentage		
	2009-10	2010-11	2011-12
Blue Cross/Blue Shield	4.65	4.87	4.17
Charity Care	3.73	2.12	2.95
Managed Care	24.68	24.99	31.22
Medicaid	13.04	10.09	9.72
Medicare	8.22	8.31	7.54
Self Pay	37.02	38.54	33.92
Vision Plans	7.87	10.50	10.05
Workers Compensation/No Fault	0.68	0.58	0.43
NCO	0.12	0	0