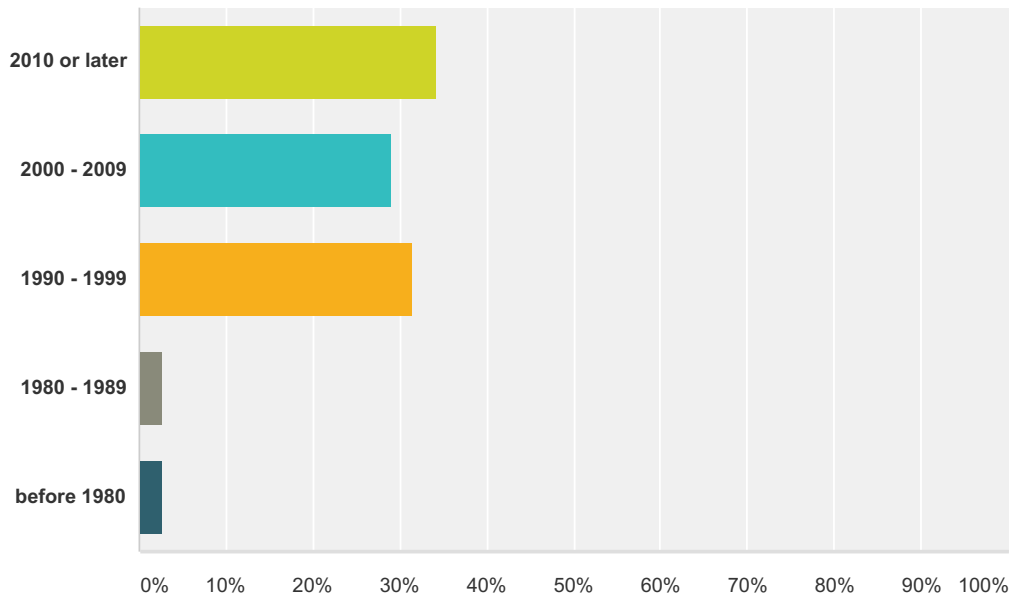


### Q1 When did you receive your MS?

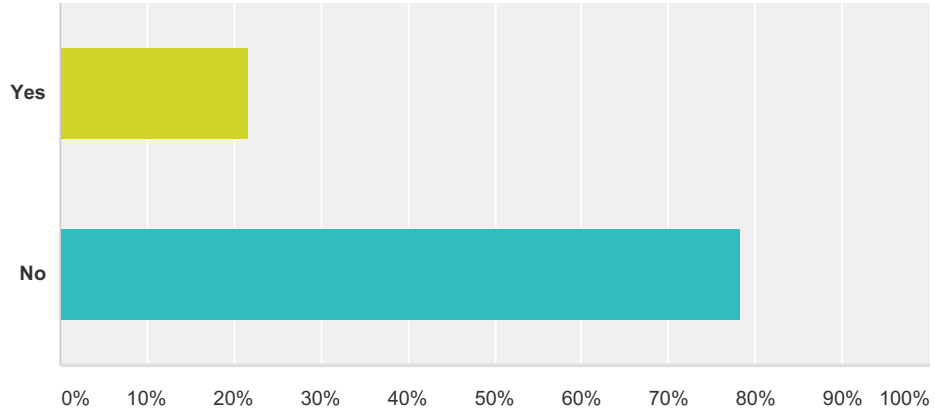
Answered: 38 Skipped: 0



Answer Choices	Responses
2010 or later	34.21% 13
2000 - 2009	28.95% 11
1990 - 1999	31.58% 12
1980 - 1989	2.63% 1
before 1980	2.63% 1
<b>Total</b>	<b>38</b>

**Q2 Did you participate in additional research training following the completion of your MS?**

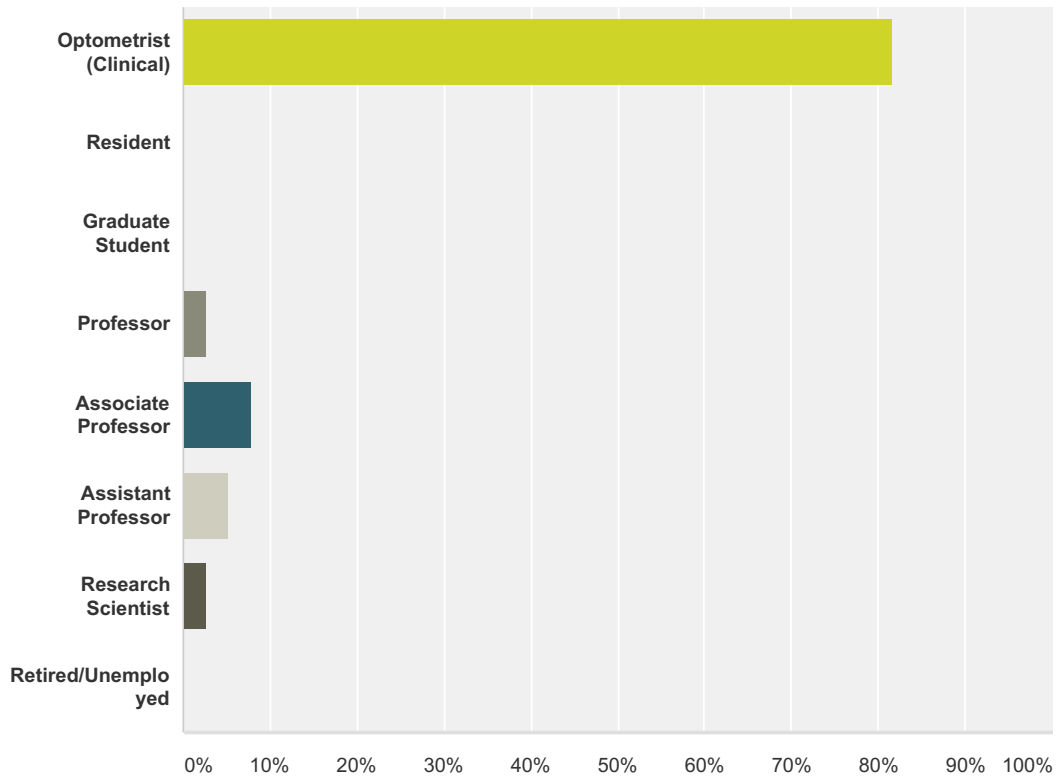
Answered: 37 Skipped: 1



Answer Choices	Responses	
Yes	21.62%	8
No	78.38%	29
<b>Total</b>		<b>37</b>

### Q3 What best describes your current PRIMARY professional position?

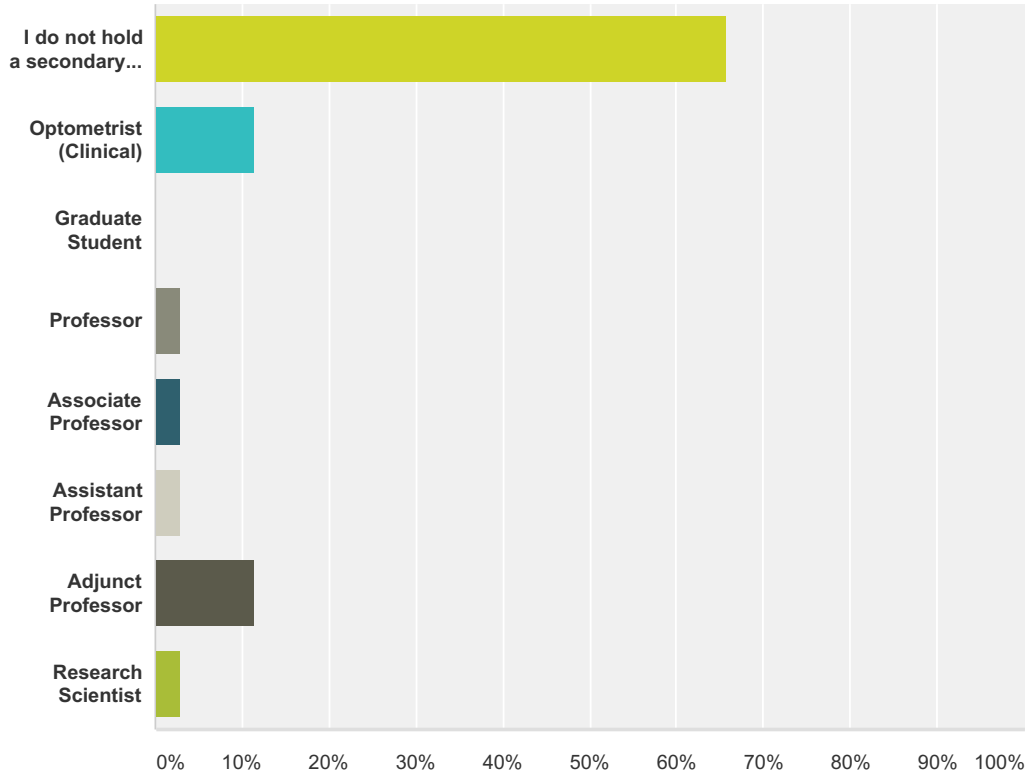
Answered: 38 Skipped: 0



Answer Choices	Responses	
Optometrist (Clinical)	81.58%	31
Resident	0.00%	0
Graduate Student	0.00%	0
Professor	2.63%	1
Associate Professor	7.89%	3
Assistant Professor	5.26%	2
Research Scientist	2.63%	1
Retired/Unemployed	0.00%	0
<b>Total</b>		<b>38</b>

### Q4 What best describes your current SECONDARY professional position?

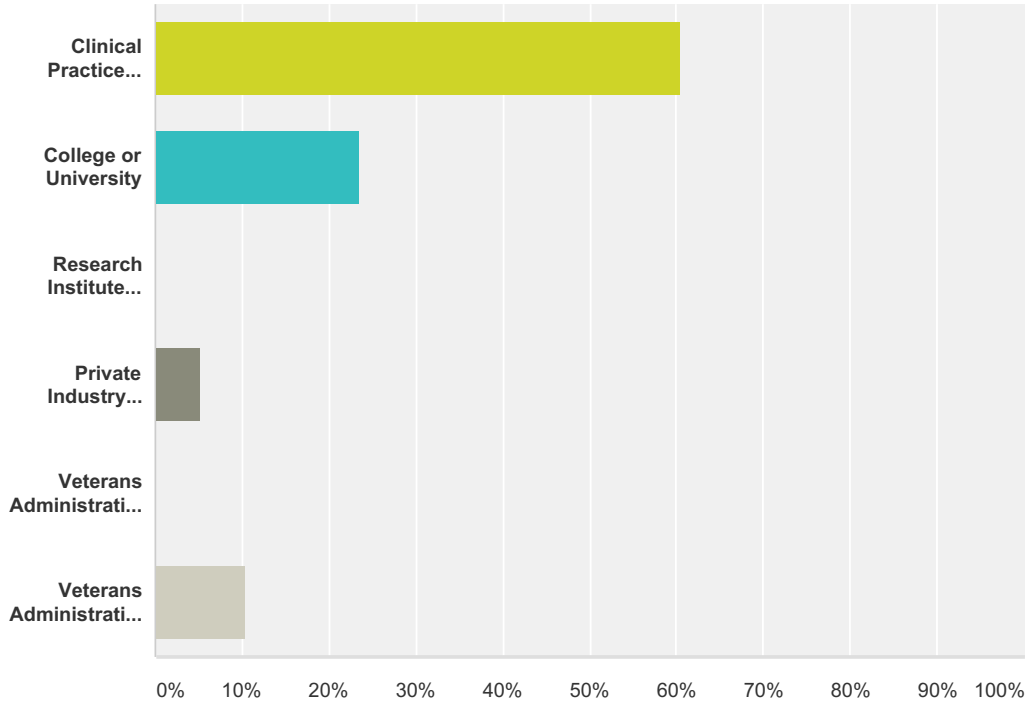
Answered: 35 Skipped: 3



Answer Choices	Responses	Count
I do not hold a secondary position.	65.71%	23
Optometrist (Clinical)	11.43%	4
Graduate Student	0.00%	0
Professor	2.86%	1
Associate Professor	2.86%	1
Assistant Professor	2.86%	1
Adjunct Professor	11.43%	4
Research Scientist	2.86%	1
<b>Total</b>		<b>35</b>

### Q5 What is your current primary place of employment?

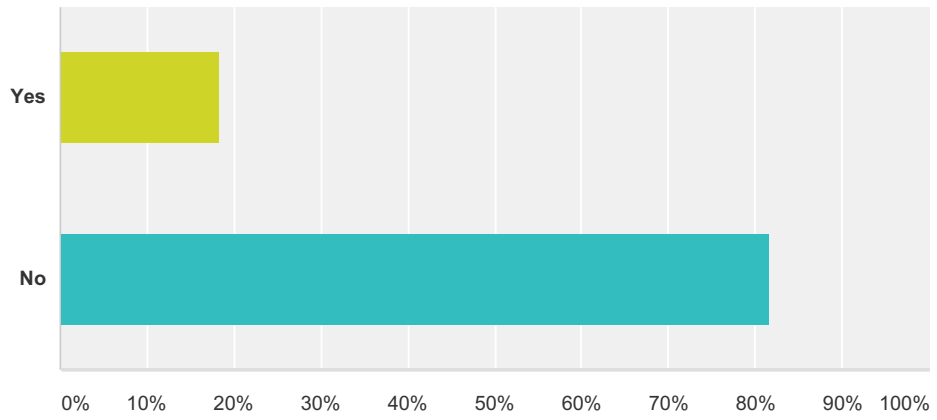
Answered: 38 Skipped: 0



Answer Choices	Responses
Clinical Practice (including self-employed)	60.53% 23
College or University	23.68% 9
Research Institute (not-for-profit)	0.00% 0
Private Industry (either employed or as a consultant)	5.26% 2
Veterans Administration Hospital as a Researcher	0.00% 0
Veterans Administration Hospital as a Clinician	10.53% 4
<b>Total</b>	<b>38</b>

### Q6 Have you served as a consultant for industry?

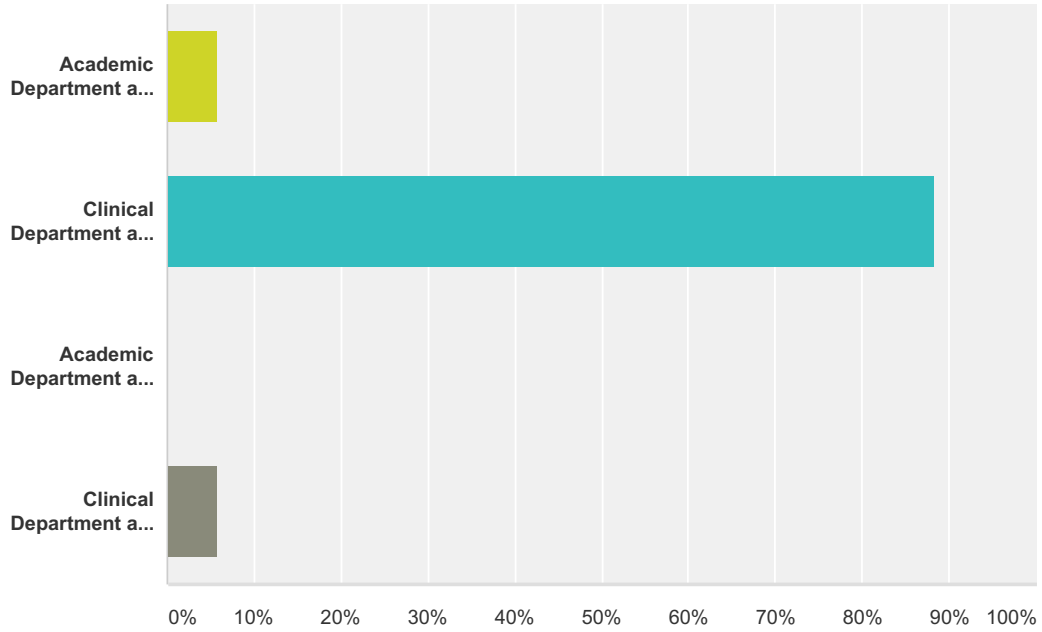
Answered: 38 Skipped: 0



Answer Choices	Responses
Yes	18.42% 7
No	81.58% 31
<b>Total</b>	<b>38</b>

**Q7 If you hold an faculty position, what best describes your department?**

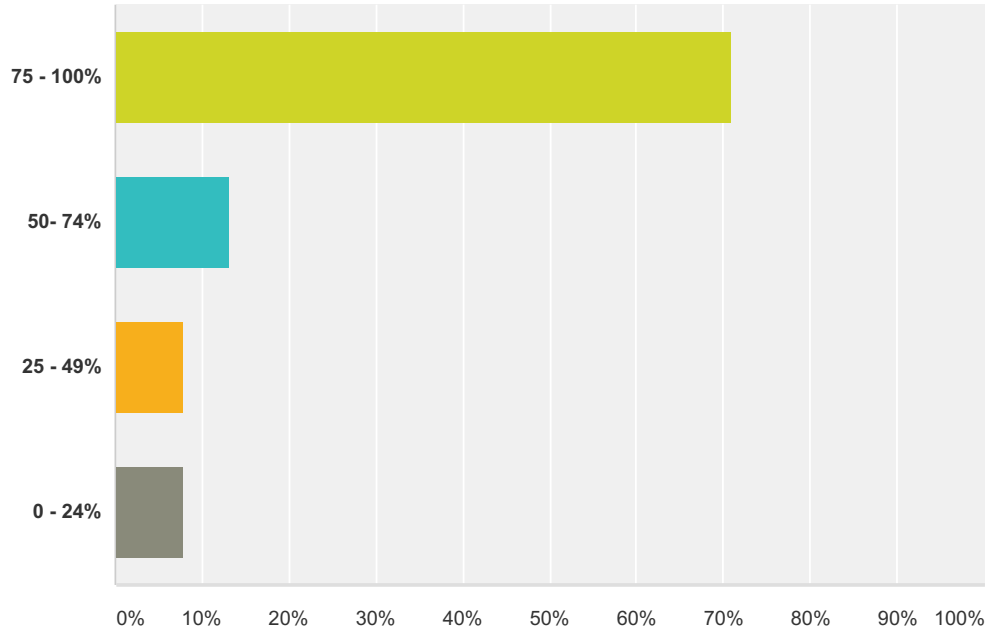
Answered: 17 Skipped: 21



Answer Choices	Responses
Academic Department at a School/College of Optometry	5.88% 1
Clinical Department at a School/College of Optometry	88.24% 15
Academic Department at School/College of Medicine (e.g., physiology, pharmacology)	0.00% 0
Clinical Department at School/College of Medicine (e.g., ophthalmology)	5.88% 1
<b>Total</b>	<b>17</b>

**Q8 What percentage of your work time is devoted to patient care and related activities?**

Answered: 38 Skipped: 0

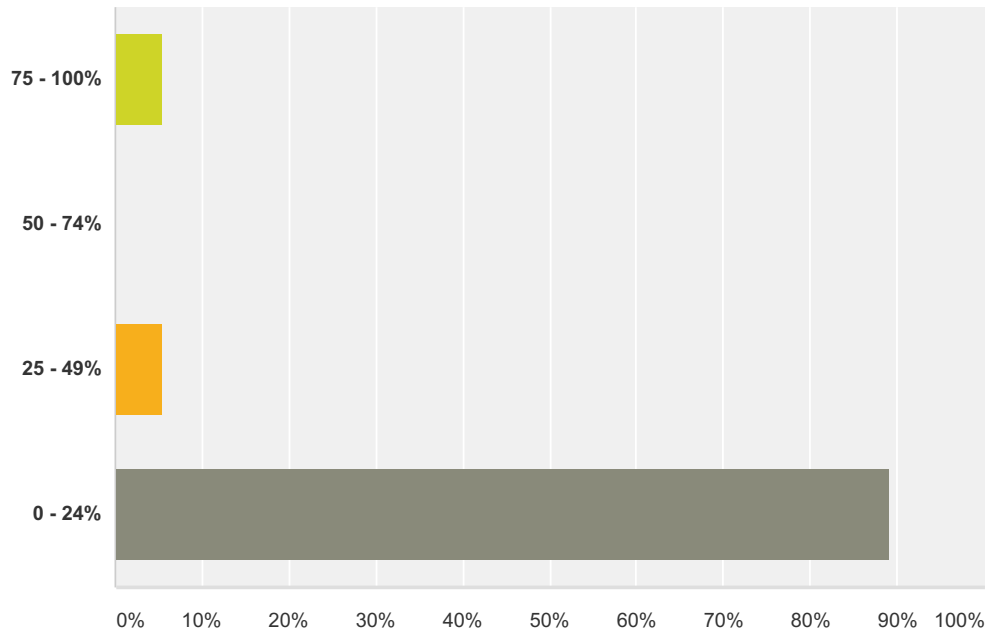


Answer Choices	Responses
75 - 100%	71.05% 27
50 - 74%	13.16% 5
25 - 49%	7.89% 3
0 - 24%	7.89% 3
<b>Total</b>	<b>38</b>



### Q9 What percentage of you work time is devoted to research-related activities?

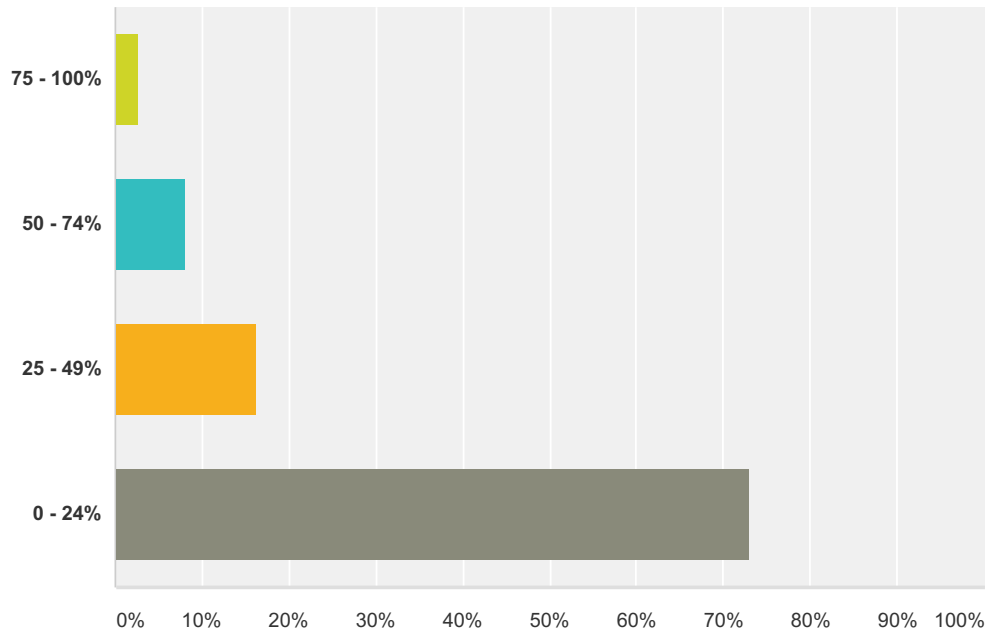
Answered: 37 Skipped: 1



Answer Choices	Responses	Count
75 - 100%	5.41%	2
50 - 74%	0.00%	0
25 - 49%	5.41%	2
0 - 24%	89.19%	33
<b>Total</b>		<b>37</b>

### Q10 What percentage of your work time is devoted to teaching?

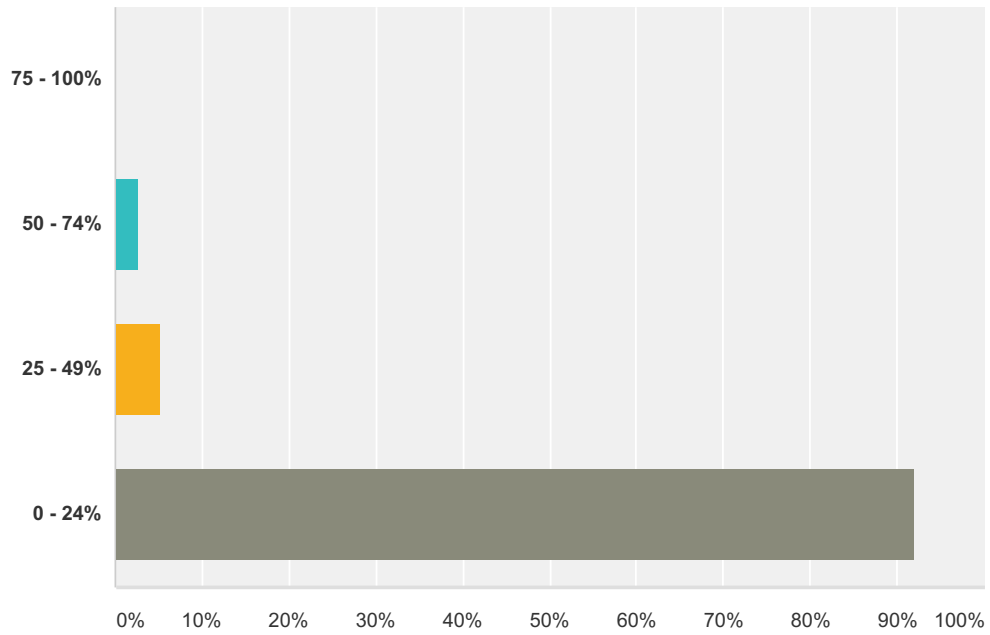
Answered: 37 Skipped: 1



Answer Choices	Responses	Count
75 - 100%	2.70%	1
50 - 74%	8.11%	3
25 - 49%	16.22%	6
0 - 24%	72.97%	27
<b>Total</b>		<b>37</b>

### Q11 What percentage of your work time is devoted to administration?

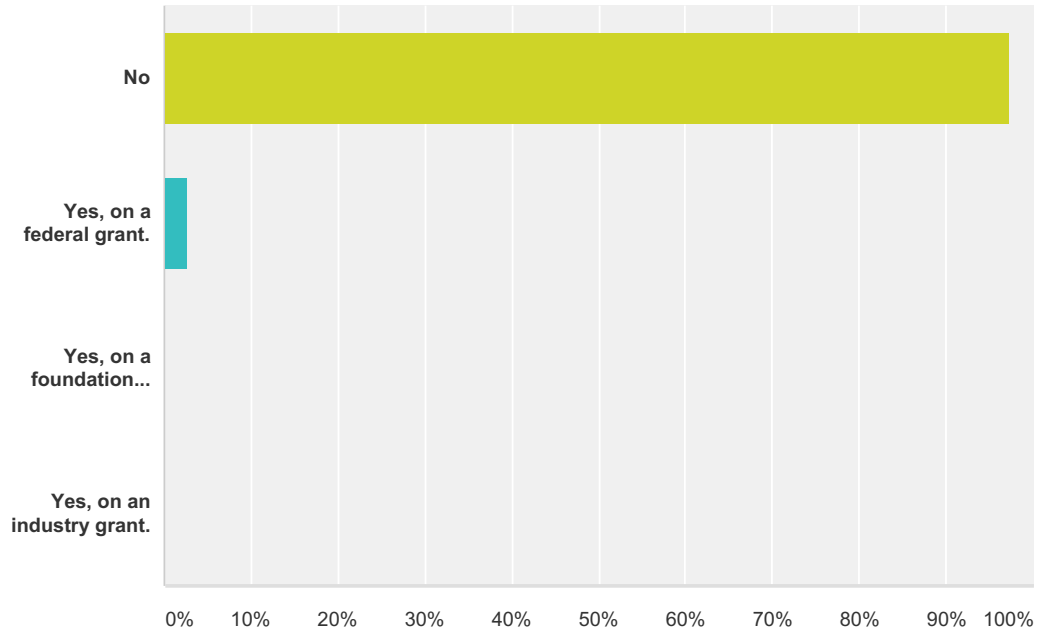
Answered: 38 Skipped: 0



Answer Choices	Responses	Count
75 - 100%	0.00%	0
50 - 74%	2.63%	1
25 - 49%	5.26%	2
0 - 24%	92.11%	35
<b>Total</b>		<b>38</b>

### Q12 Are you currently the PI on a grant?

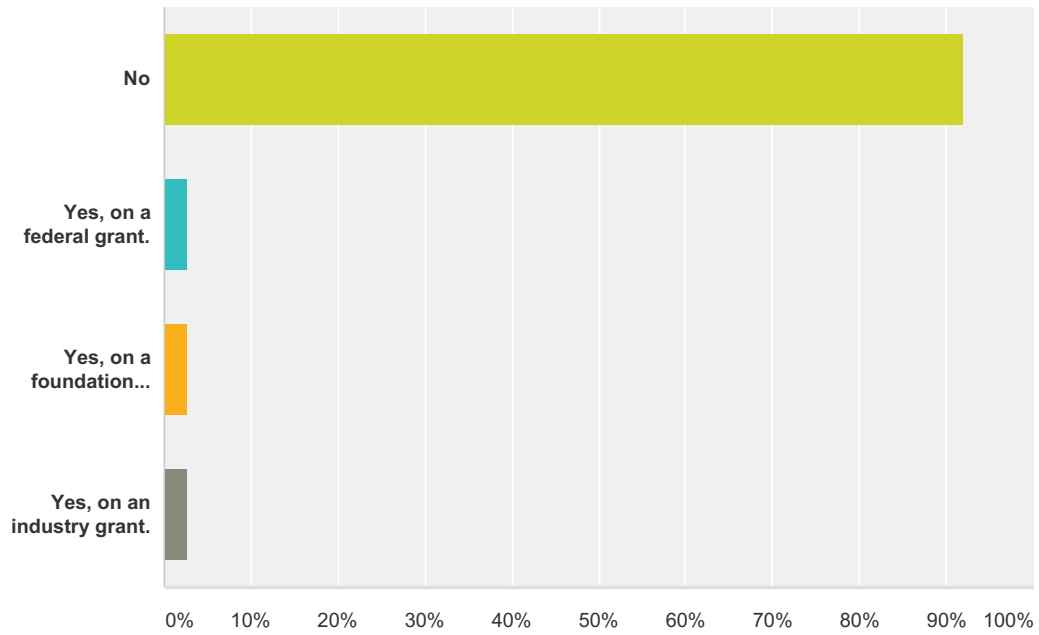
Answered: 38 Skipped: 0



Answer Choices	Responses
No	97.37% 37
Yes, on a federal grant.	2.63% 1
Yes, on a foundation grant.	0.00% 0
Yes, on an industry grant.	0.00% 0
<b>Total</b>	<b>38</b>

**Q13 Have you been a principal investigator on a grant within the past 10 years?**

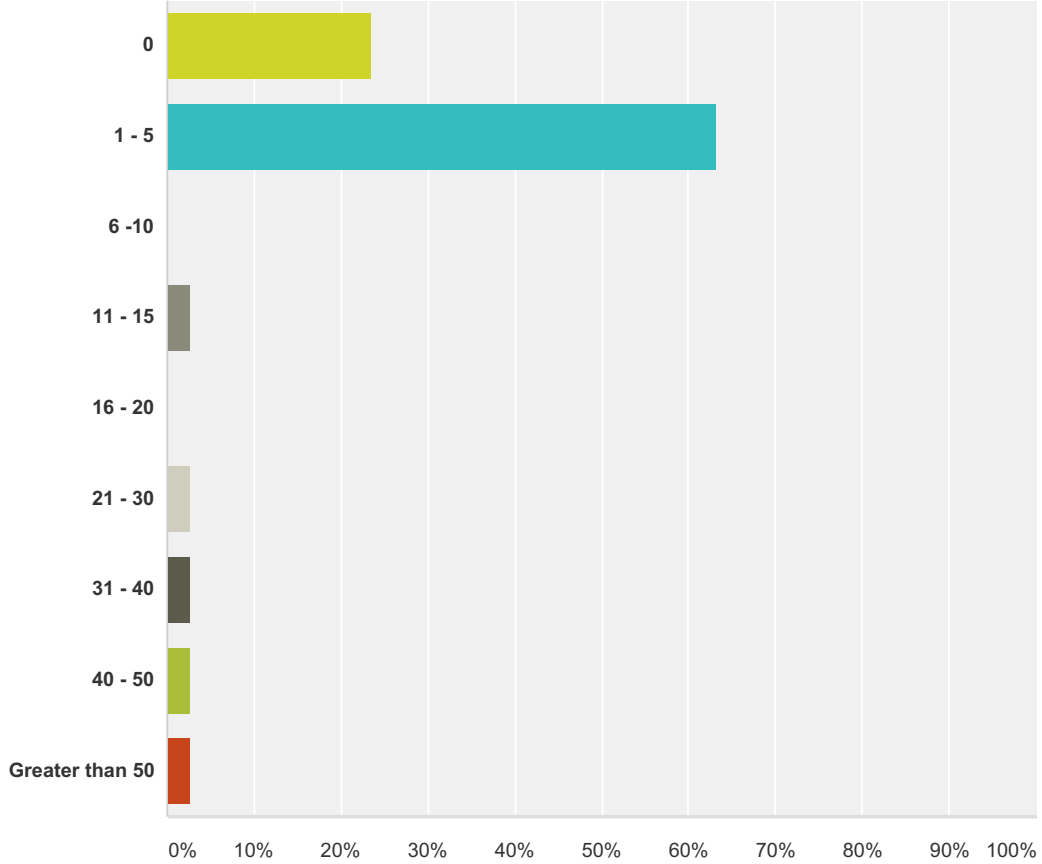
Answered: 38 Skipped: 0



Answer Choices	Responses	
No	92.11%	35
Yes, on a federal grant.	2.63%	1
Yes, on a foundation grant.	2.63%	1
Yes, on an industry grant.	2.63%	1
<b>Total</b>		<b>38</b>

**Q14 On how many research papers have you been an author? Please do NOT include abstracts.**

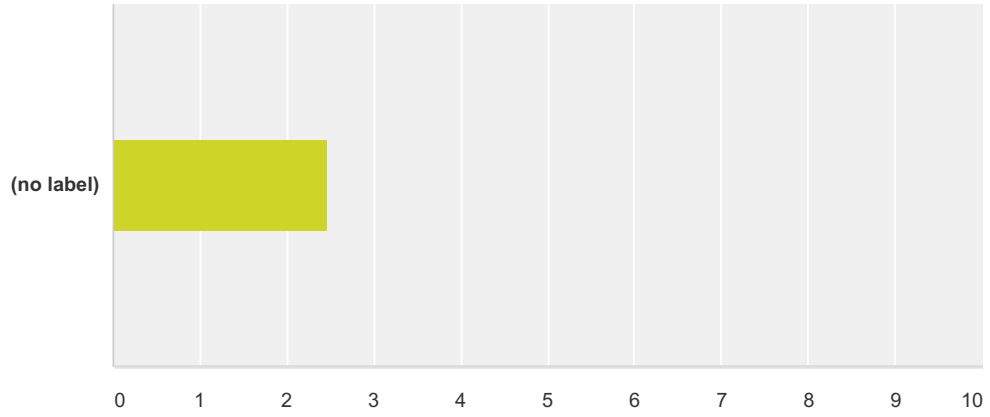
Answered: 38 Skipped: 0



Answer Choices	Responses	Count
0	23.68%	9
1 - 5	63.16%	24
6 - 10	0.00%	0
11 - 15	2.63%	1
16 - 20	0.00%	0
21 - 30	2.63%	1
31 - 40	2.63%	1
40 - 50	2.63%	1
Greater than 50	2.63%	1
<b>Total</b>		<b>38</b>

**Q15 Obtaining a MS degree helped me to obtain my current position.**

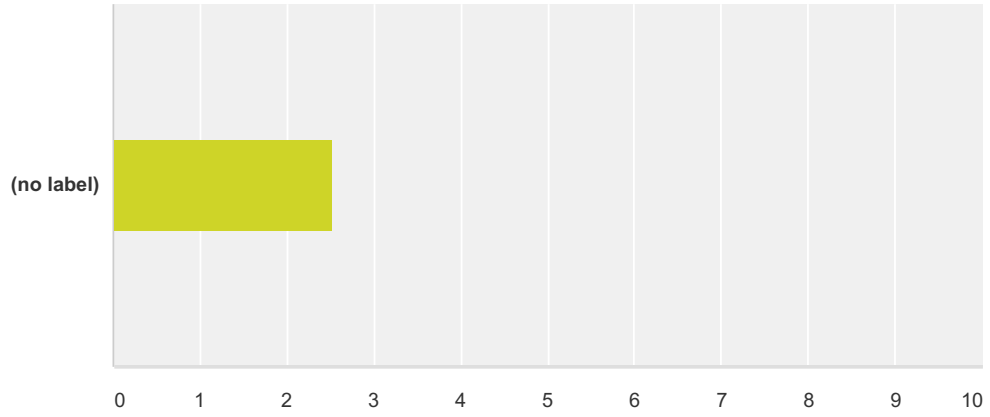
Answered: 38 Skipped: 0



	Strongly Disagree	Disagree	Agree	Stongly Agree	Total	Weighted Average
(no label)	10.53% 4	44.74% 17	31.58% 12	13.16% 5	38	2.47

**Q16 Obtaining an MS degree made a difference in my career path.**

Answered: 38 Skipped: 0

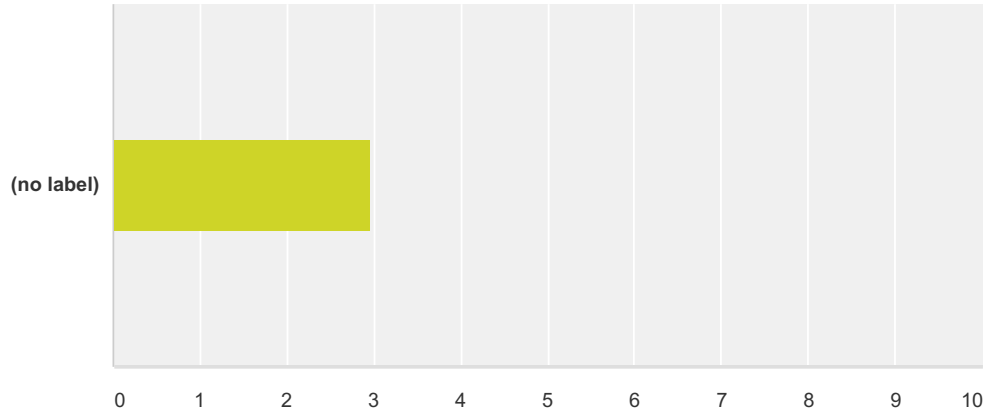


	Strongly Disagree	Disagree	Agree	Stongly Agree	Total	Weighted Average
(no label)	5.26% 2	42.11% 16	47.37% 18	5.26% 2	38	2.53



**Q17 The MS education I received at SUNY prepared me well for my career.**

Answered: 38 Skipped: 0

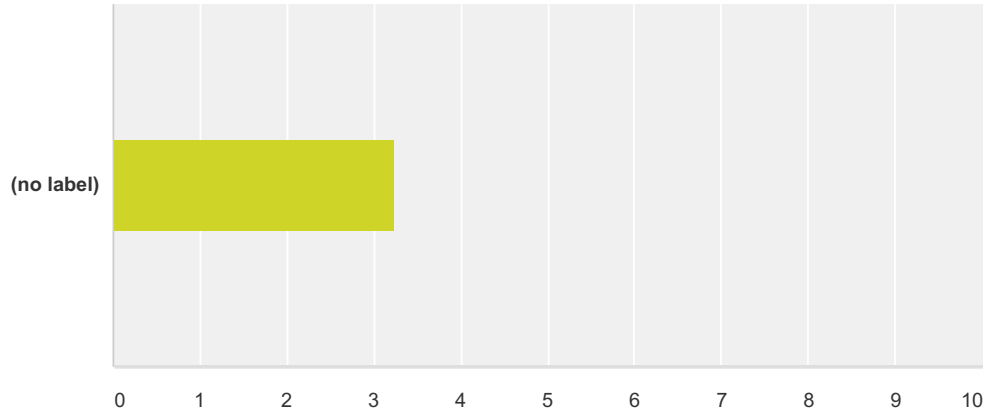


	Strongly Disagree	Disagree	Agree	Stongly Agree	Total	Weighted Average
(no label)	7.89% 3	5.26% 2	68.42% 26	18.42% 7	38	2.97

OD-MS Alumni Survey

**Q18 If I could do it over it again, I would do the SUNY OD-MS program.**

Answered: 38 Skipped: 0



	Strongly Disagree	Disagree	Agree	Stongly Agree	Total	Weighted Average
(no label)	5.26% 2	2.63% 1	55.26% 21	36.84% 14	38	3.24

**Q19 Please describe any challenges you may have encountered in pursuing both the OD and MS degrees simultaneously.**

Answered: 19 Skipped: 19

**Q20 What were the strengths of your OD-MS educational program?**

Answered: 21 Skipped: 17

**Q21 How could the SUNY OD-MS program  
be improved?**

Answered: 17 Skipped: 21

**Q22 Please feel free to provide us with any other comments regarding your SUNY OD-MS education?**

Answered: 12 Skipped: 26