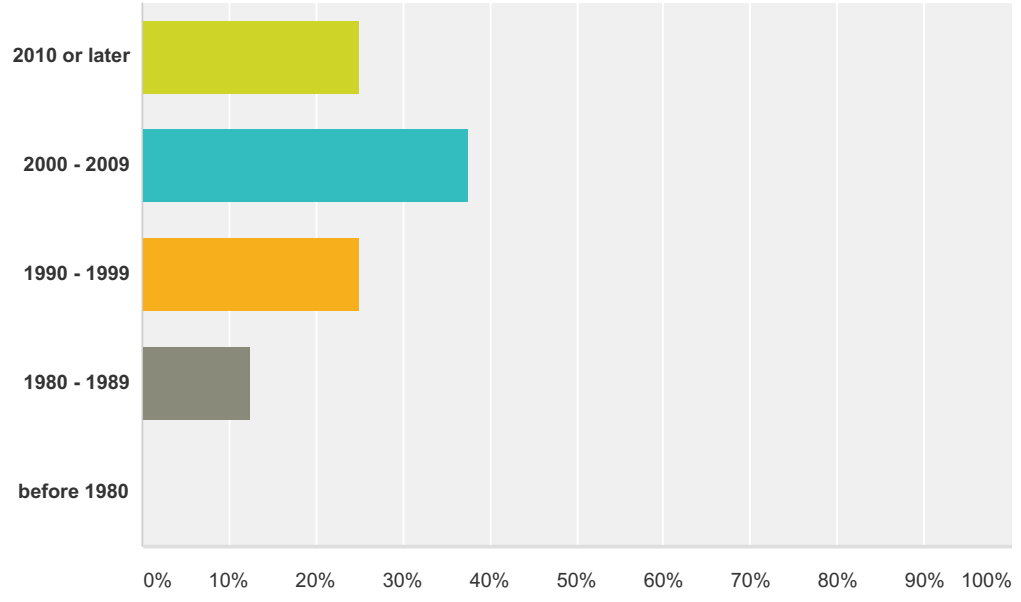


RESPONSE RATE =

8/32 = 25.0%

### Q1 When did you receive your PhD?

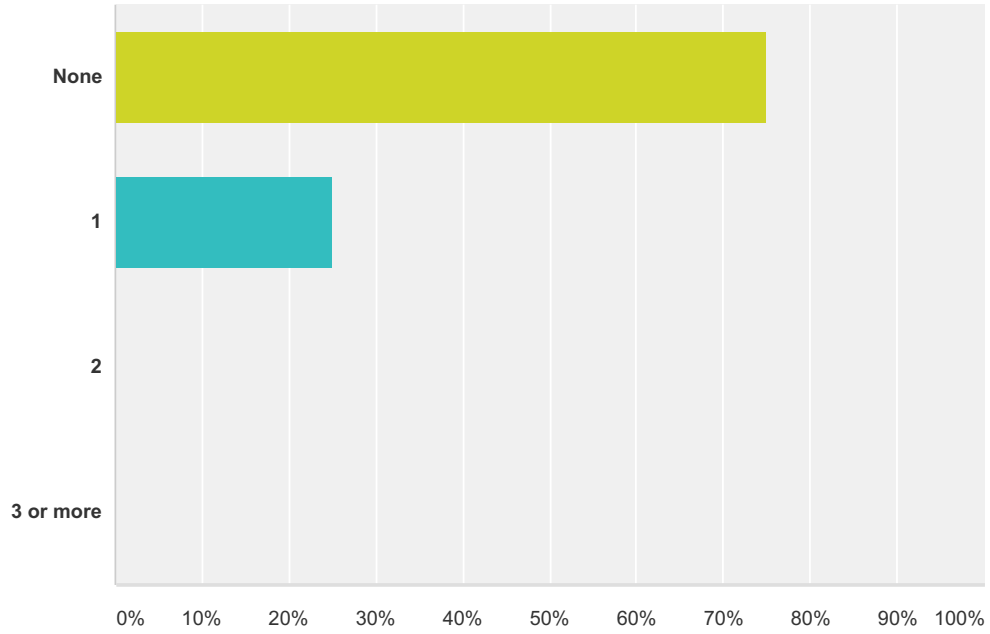
Answered: 8 Skipped: 0



Answer Choices	Responses
2010 or later	25.00% 2
2000 - 2009	37.50% 3
1990 - 1999	25.00% 2
1980 - 1989	12.50% 1
before 1980	0.00% 0
<b>Total</b>	<b>8</b>

### Q2 How many post-doctoral training programs did you do following the completion of your PhD?

Answered: 8 Skipped: 0



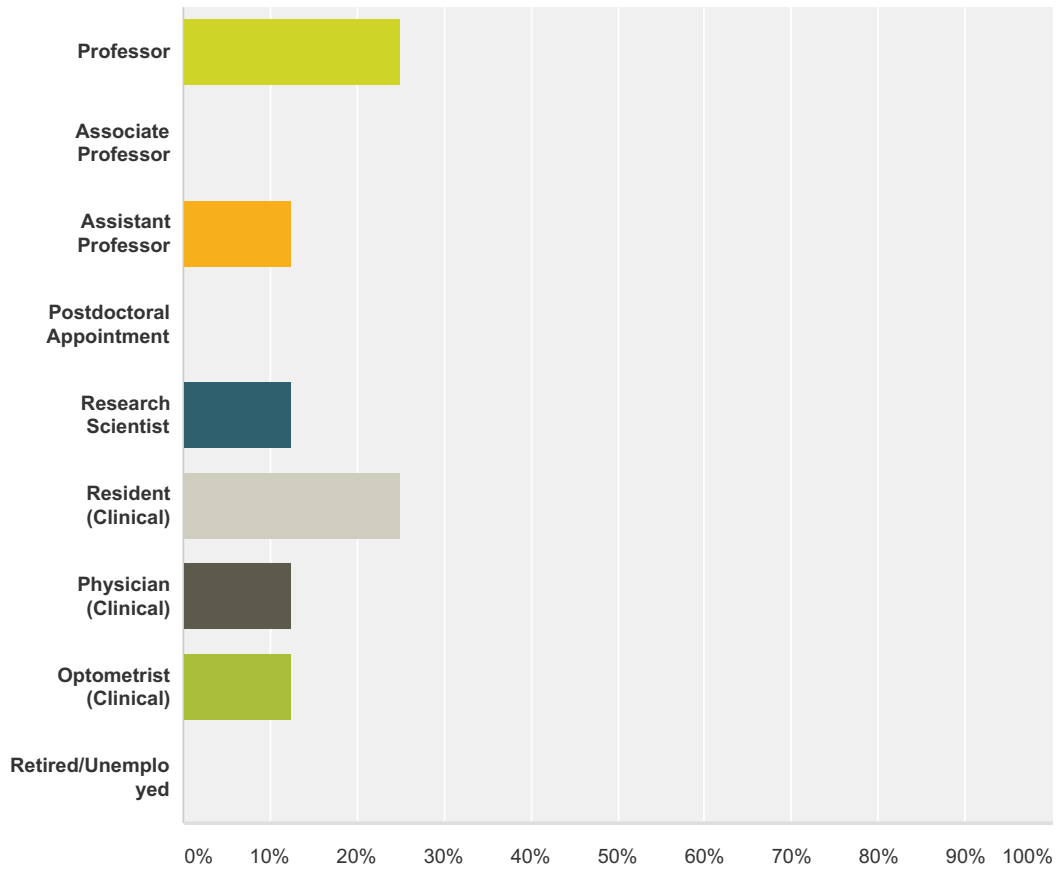
Answer Choices	Responses
None	75.00% 6
1	25.00% 2
2	0.00% 0
3 or more	0.00% 0
<b>Total</b>	<b>8</b>

**Q3 If you did post-doctoral training, please let us know where and with whom.**

Answered: 3 Skipped: 5

### Q4 What best describes your current PRIMARY professional position?

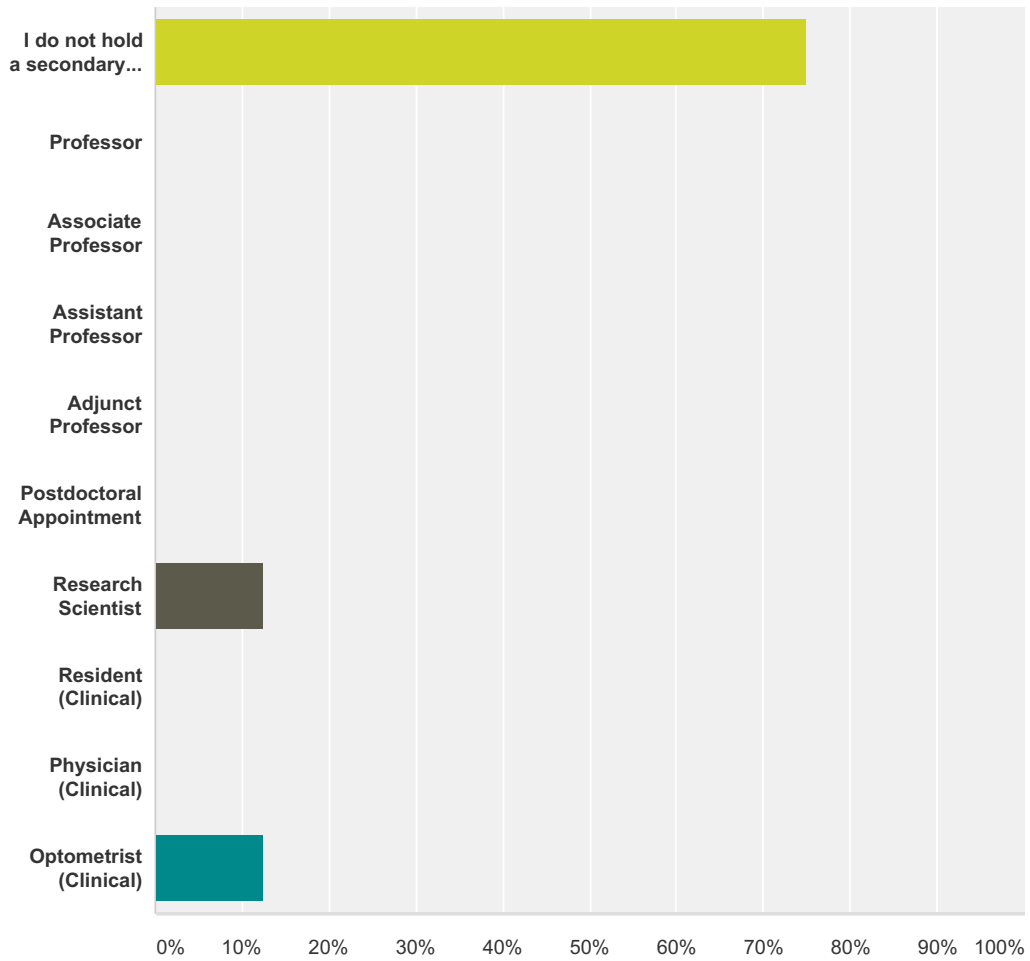
Answered: 8 Skipped: 0



Answer Choices	Responses
Professor	25.00% 2
Associate Professor	0.00% 0
Assistant Professor	12.50% 1
Postdoctoral Appointment	0.00% 0
Research Scientist	12.50% 1
Resident (Clinical)	25.00% 2
Physician (Clinical)	12.50% 1
Optometrist (Clinical)	12.50% 1
Retired/Unemployed	0.00% 0
<b>Total</b>	<b>8</b>

### Q5 What best describes your current **SECONDARY** professional position?

Answered: 8 Skipped: 0



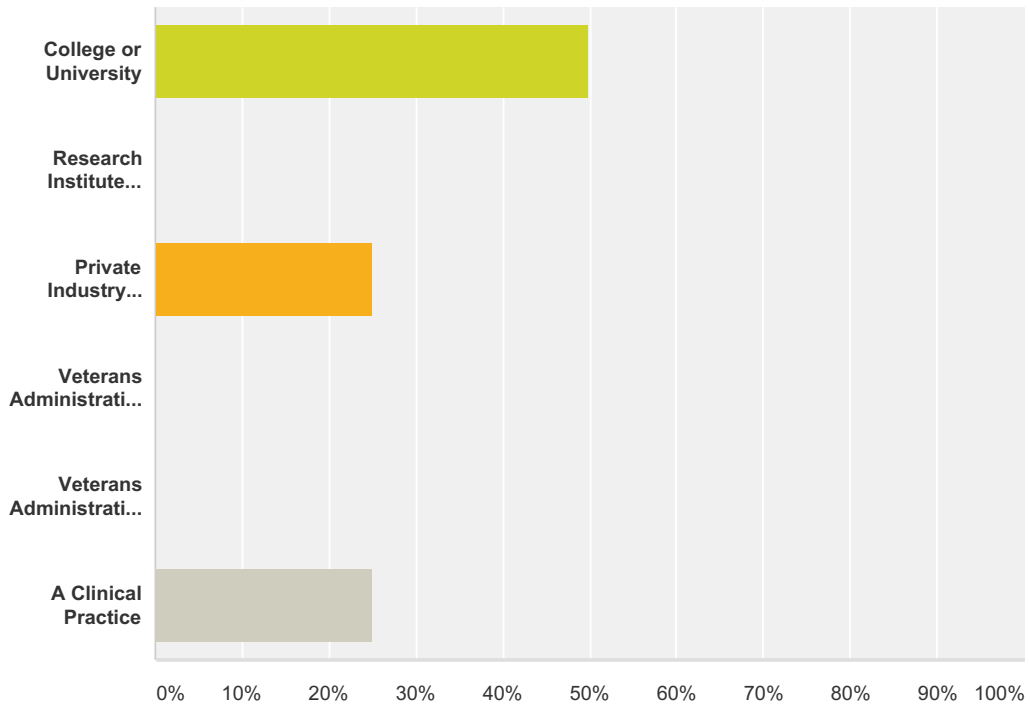
Answer Choices	Responses
I do not hold a secondary position.	75.00% 6
Professor	0.00% 0
Associate Professor	0.00% 0
Assistant Professor	0.00% 0
Adjunct Professor	0.00% 0
Postdoctoral Appointment	0.00% 0
Research Scientist	12.50% 1
Resident (Clinical)	0.00% 0
Physician (Clinical)	0.00% 0

## PhD Alumni Survey

Optometrist (Clinical)	12.50%	1
<b>Total</b>		<b>8</b>

### Q6 What is your current primary place of employment?

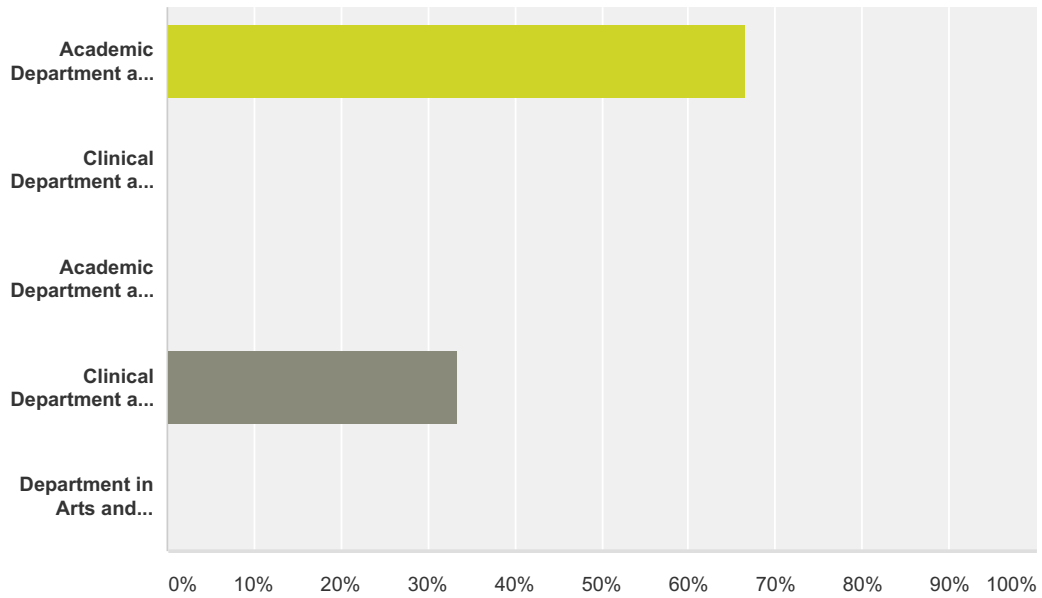
Answered: 8 Skipped: 0



Answer Choices	Responses
College or University	50.00% 4
Research Institute (not-for-profit)	0.00% 0
Private Industry (either employed or as a consultant)	25.00% 2
Veterans Administration Hospital as a Researcher	0.00% 0
Veterans Administration Hospital as a Clinician	0.00% 0
A Clinical Practice	25.00% 2
<b>Total</b>	<b>8</b>

### Q7 If you hold an faculty position, what best describes your department?

Answered: 3 Skipped: 5

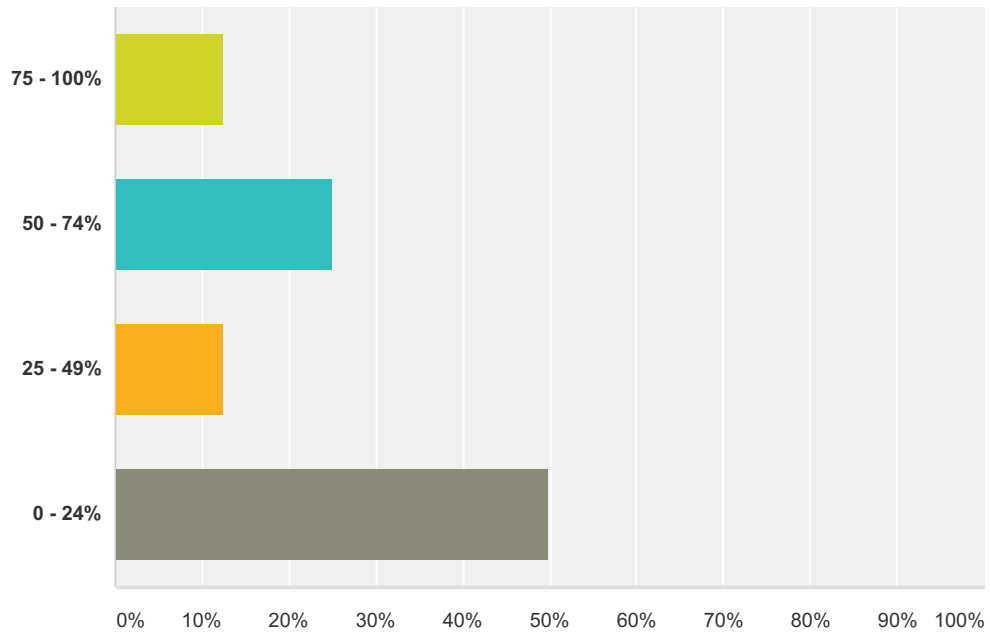


Answer Choices	Responses
Academic Department at a School/College of Optometry	66.67% 2
Clinical Department at a School/College of Optometry	0.00% 0
Academic Department at School/College of Medicine (e.g., physiology, pharmacology)	0.00% 0
Clinical Department at School/College of Medicine (e.g., ophthalmology)	33.33% 1
Department in Arts and Sciences (e.g., psychology, biology)	0.00% 0
<b>Total</b>	<b>3</b>



### Q8 What percentage of you work time is devoted to research-related activities?

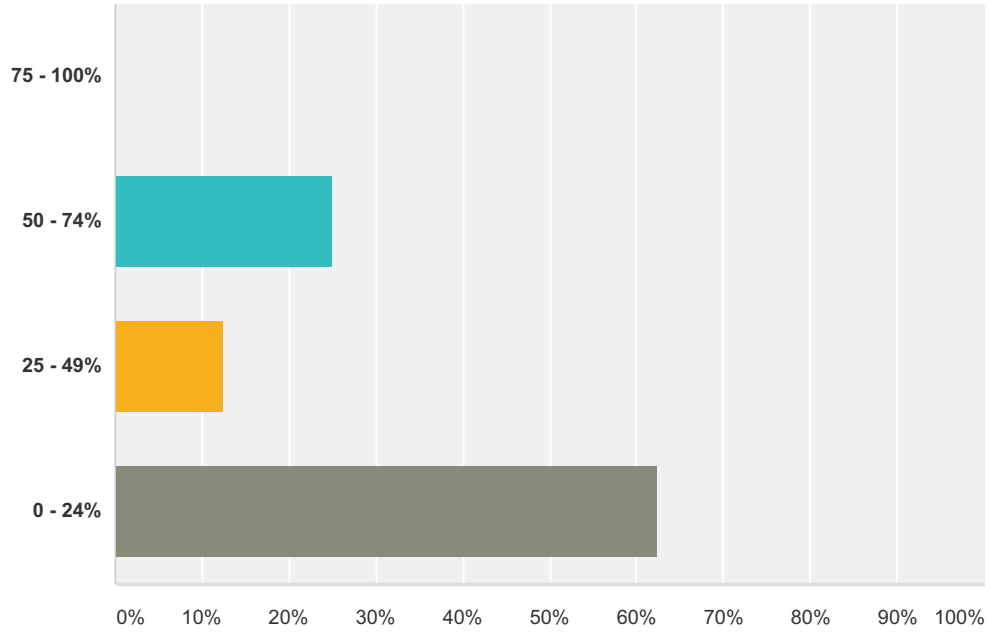
Answered: 8 Skipped: 0



Answer Choices	Responses
75 - 100%	12.50% 1
50 - 74%	25.00% 2
25 - 49%	12.50% 1
0 - 24%	50.00% 4
<b>Total</b>	<b>8</b>

### Q9 What percentage of your work time is devoted to teaching?

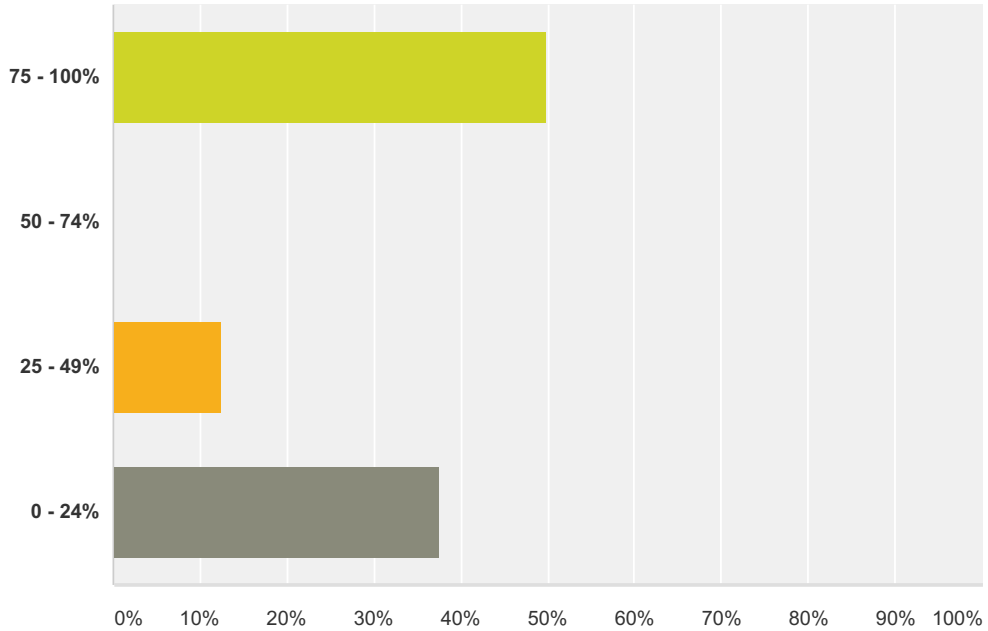
Answered: 8 Skipped: 0



Answer Choices	Responses
75 - 100%	0.00% 0
50 - 74%	25.00% 2
25 - 49%	12.50% 1
0 - 24%	62.50% 5
<b>Total</b>	<b>8</b>

**Q10 What percentage of your work time is devoted to patient care and related activities?**

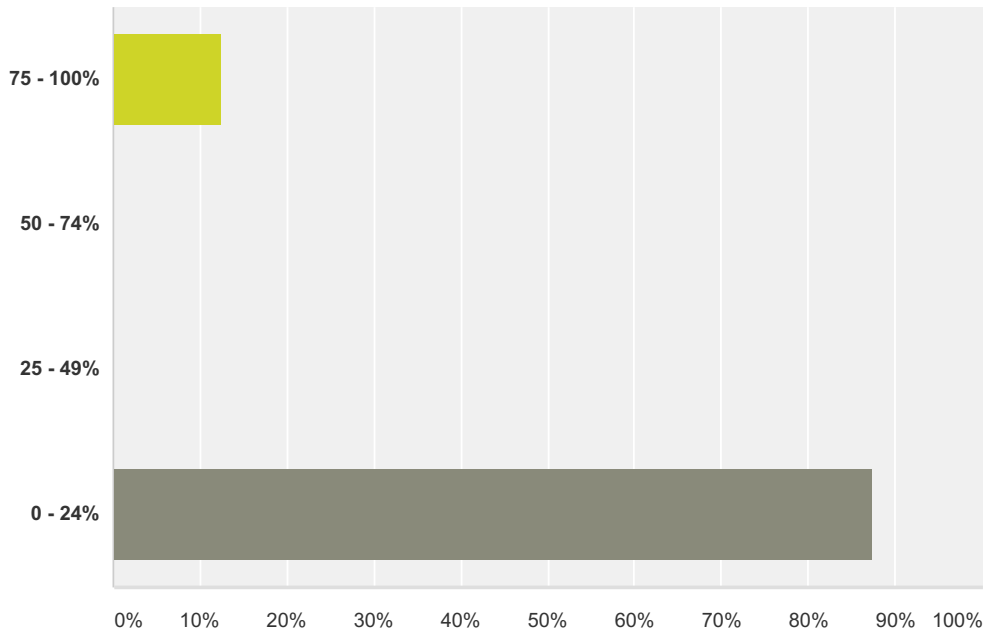
Answered: 8 Skipped: 0



Answer Choices	Responses
75 - 100%	50.00% 4
50 - 74%	0.00% 0
25 - 49%	12.50% 1
0 - 24%	37.50% 3
<b>Total</b>	<b>8</b>

### Q11 What percentage of your work time is devoted to administration?

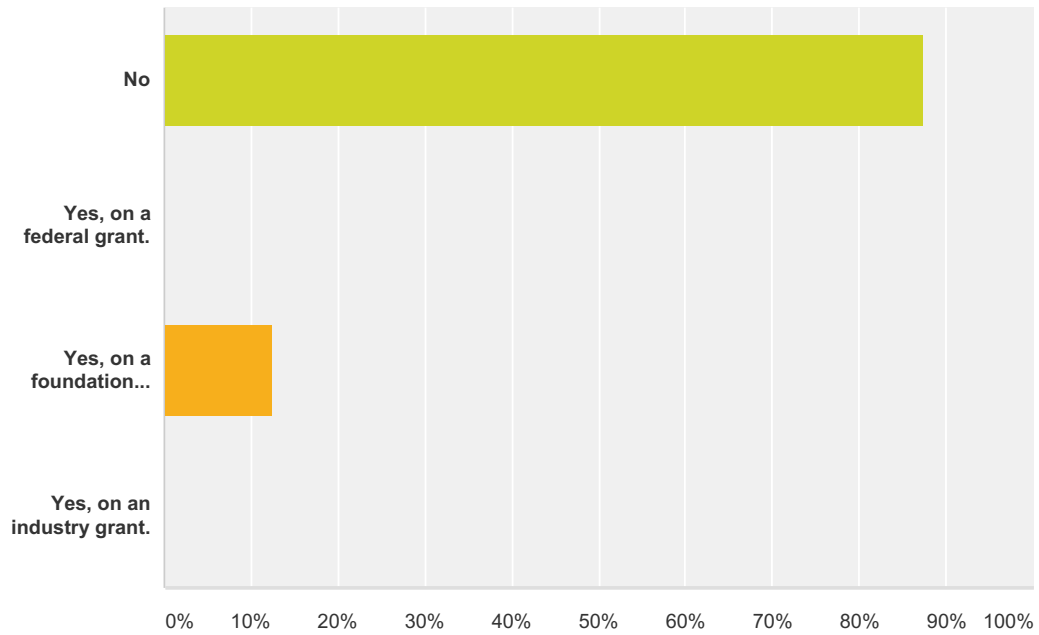
Answered: 8 Skipped: 0



Answer Choices	Responses	
75 - 100%	12.50%	1
50 - 74%	0.00%	0
25 - 49%	0.00%	0
0 - 24%	87.50%	7
<b>Total</b>		<b>8</b>

### Q12 Are you currently the PI on a grant?

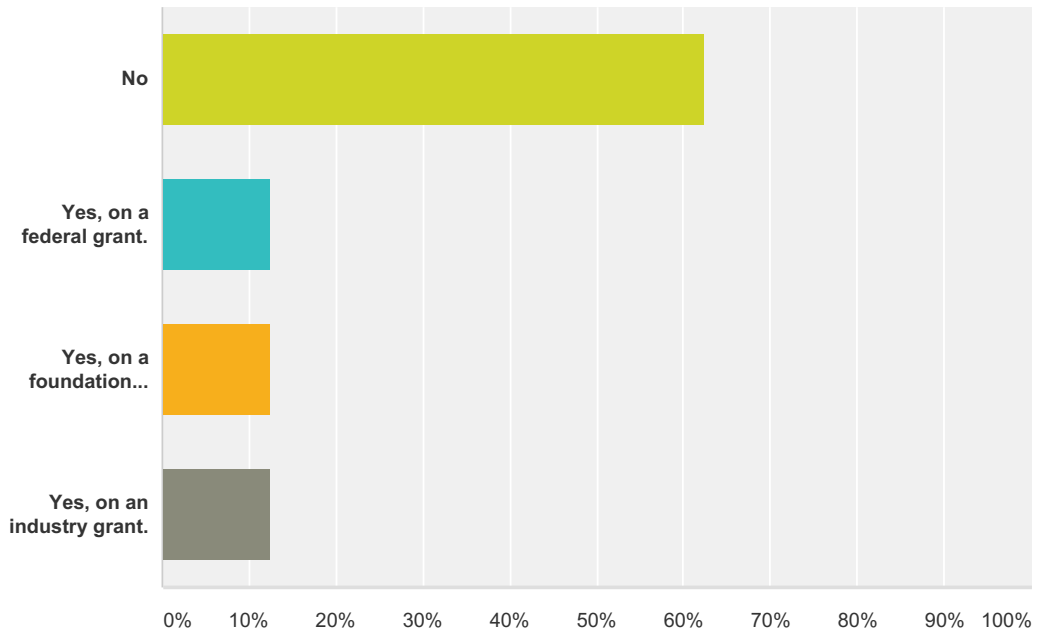
Answered: 8 Skipped: 0



Answer Choices	Responses
No	87.50% 7
Yes, on a federal grant.	0.00% 0
Yes, on a foundation grant.	12.50% 1
Yes, on an industry grant.	0.00% 0
<b>Total</b>	<b>8</b>

**Q13 Have you been a principal investigator on a grant within the past 10 years?**

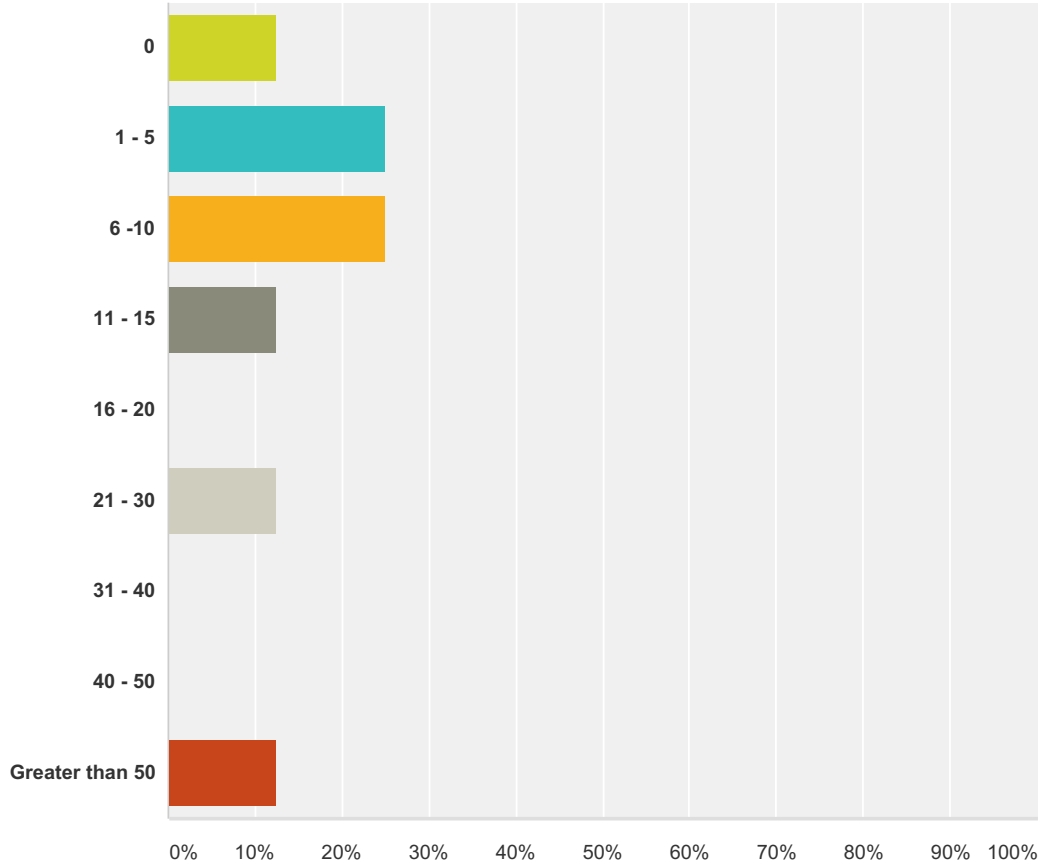
Answered: 8 Skipped: 0



Answer Choices	Responses	
No	62.50%	5
Yes, on a federal grant.	12.50%	1
Yes, on a foundation grant.	12.50%	1
Yes, on an industry grant.	12.50%	1
<b>Total</b>		<b>8</b>

**Q14 On how many research papers have you been an author? Please do NOT include abstracts.**

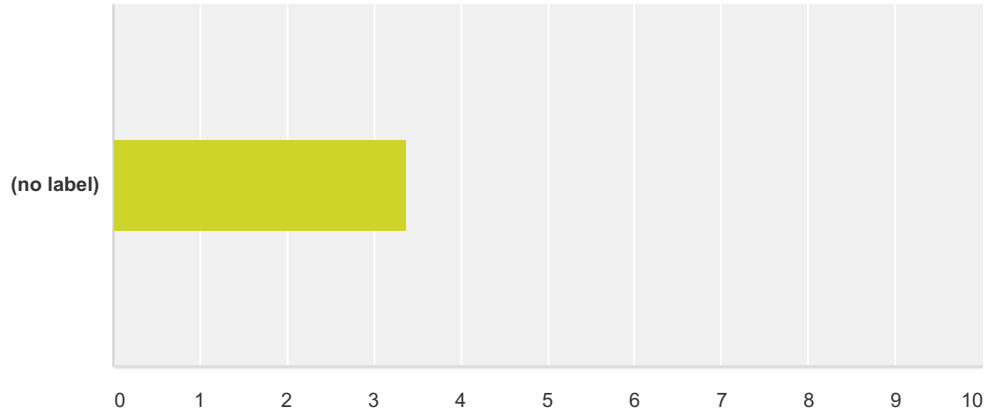
Answered: 8 Skipped: 0



Answer Choices	Responses	Count
0	12.50%	1
1 - 5	25.00%	2
6 - 10	25.00%	2
11 - 15	12.50%	1
16 - 20	0.00%	0
21 - 30	12.50%	1
31 - 40	0.00%	0
40 - 50	0.00%	0
Greater than 50	12.50%	1
<b>Total</b>		<b>8</b>

**Q15 The PhD education I received at SUNY prepared me well for a research career.**

Answered: 8 Skipped: 0

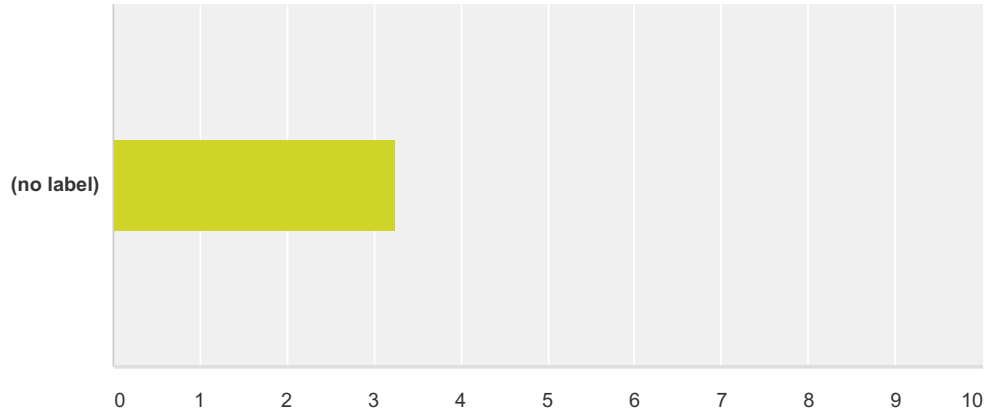


	Strongly Disagree	Disagree	Agree	Stongly Agree	Total	Weighted Average
(no label)	0.00% 0	0.00% 0	62.50% 5	37.50% 3	8	3.38



**Q16 If I could do it over it again, I would choose SUNY for my PhD education.**

Answered: 8 Skipped: 0



	Strongly Disagree	Disagree	Agree	Stongly Agree	Total	Weighted Average
(no label)	0.00% 0	12.50% 1	50.00% 4	37.50% 3	8	3.25

**Q17 What were the strengths of your PhD educational program?**

Answered: 4 Skipped: 4

**Q18 How could the SUNY PhD program be improved?**

Answered: 3 Skipped: 5

**Q19 Please feel free to provide us with any other comments regarding your SUNY PhD education?**

Answered: 1 Skipped: 7