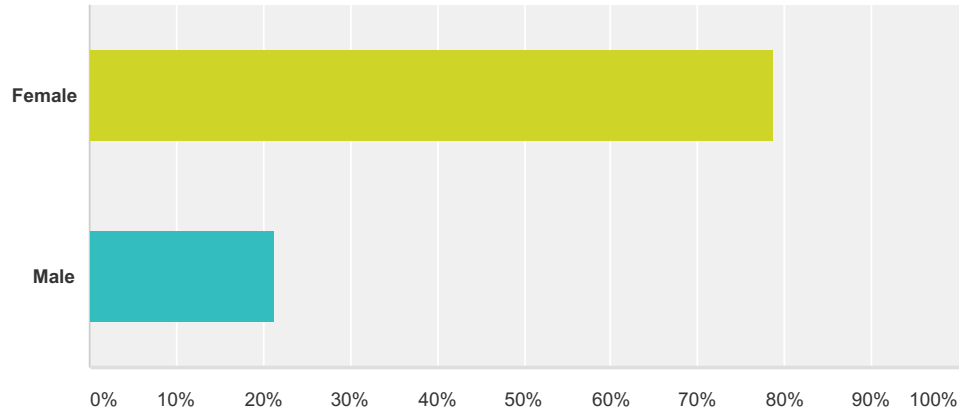


Response Rate = 33/63 = 52%

Q1 What is your gender?

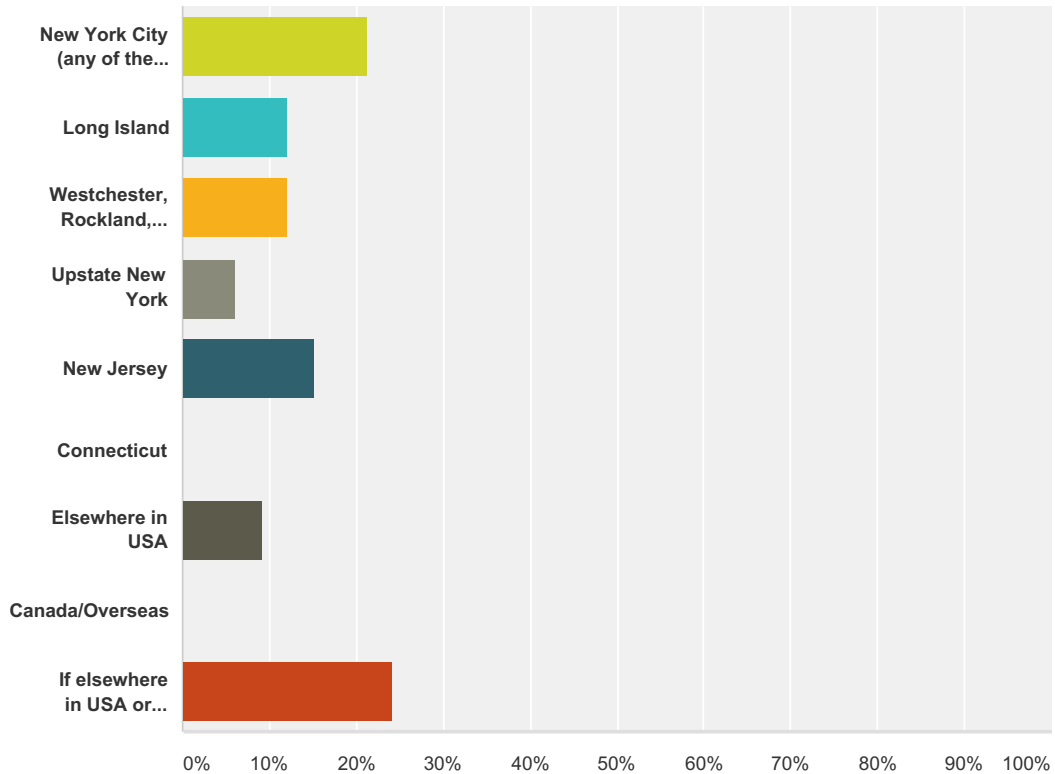
Answered: 33 Skipped: 0



| Answer Choices | Responses |
|----------------|-----------|
| Female | 78.79% 26 |
| Male | 21.21% 7 |
| Total | 33 |

Q2 Before attending SUNY Optometry, where did you reside?

Answered: 33 Skipped: 0

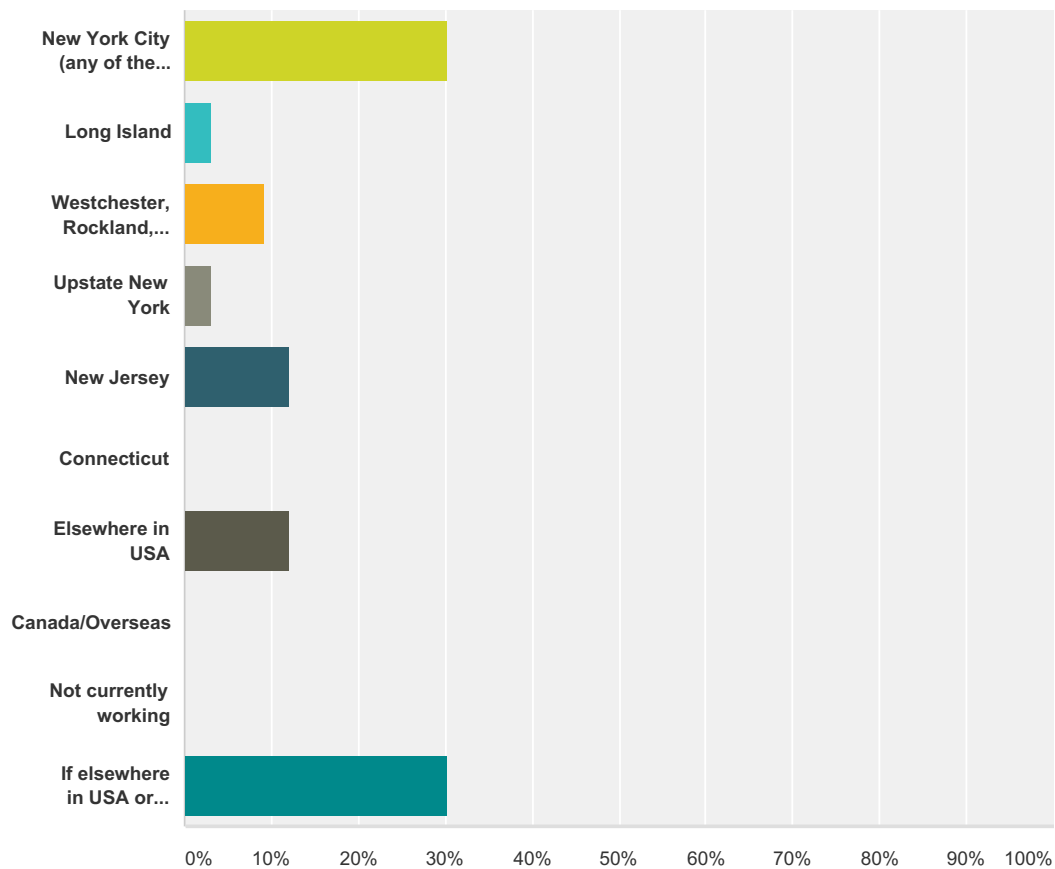


Alumni Survey 2016

| Answer Choices | Responses |
|--|-----------|
| New York City (any of the five boroughs) | 21.21% 7 |
| Long Island | 12.12% 4 |
| Westchester, Rockland, Putnam, Orange, Dutchess, Ulster or Sullivan County | 12.12% 4 |
| Upstate New York | 6.06% 2 |
| New Jersey | 15.15% 5 |
| Connecticut | 0.00% 0 |
| Elsewhere in USA | 9.09% 3 |
| Canada/Overseas | 0.00% 0 |
| If elsewhere in USA or Canada/Overseas, where? | 24.24% 8 |
| Total | 33 |

Q3 Where are you currently working?

Answered: 33 Skipped: 0



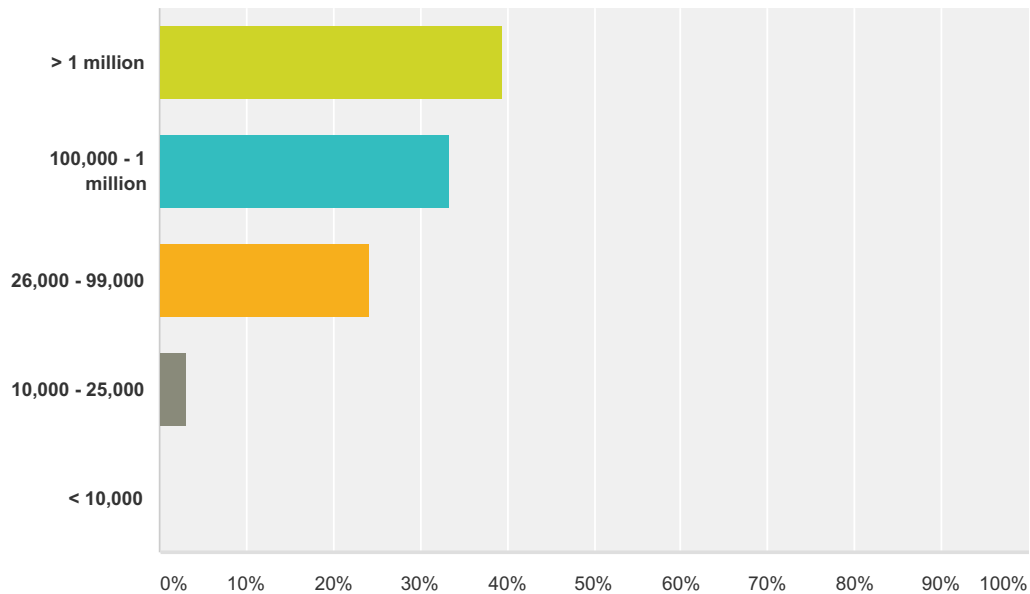
| Answer Choices | Responses |
|--|-----------|
| New York City (any of the five boroughs) | 30.30% 10 |
| Long Island | 3.03% 1 |

Alumni Survey 2016

| | | |
|--|--------|-----------|
| Westchester, Rockland, Putman, Orange, Dutchess, Ulster or Sullivan County | 9.09% | 3 |
| Upstate New York | 3.03% | 1 |
| New Jersey | 12.12% | 4 |
| Connecticut | 0.00% | 0 |
| Elsewhere in USA | 12.12% | 4 |
| Canada/Overseas | 0.00% | 0 |
| Not currently working | 0.00% | 0 |
| If elsewhere in USA or Canada/Overseas, where? | 30.30% | 10 |
| Total | | 33 |

Q4 Which best describes the size of the community where you work primarily?

Answered: 33 Skipped: 0

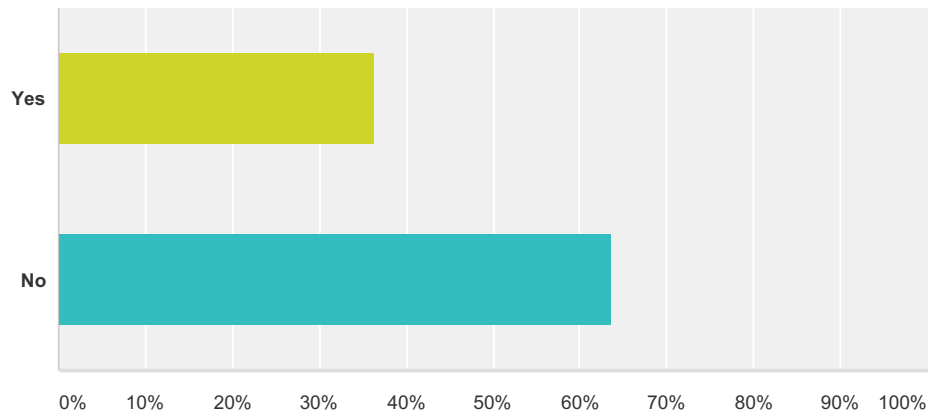


| Answer Choices | Responses | Count |
|---------------------|-----------|-----------|
| > 1 million | 39.39% | 13 |
| 100,000 - 1 million | 33.33% | 11 |
| 26,000 - 99,000 | 24.24% | 8 |
| 10,000 - 25,000 | 3.03% | 1 |
| < 10,000 | 0.00% | 0 |
| Total | | 33 |

Q5 Did you complete a clinical residency program?

Answered: 33 Skipped: 0

Alumni Survey 2016

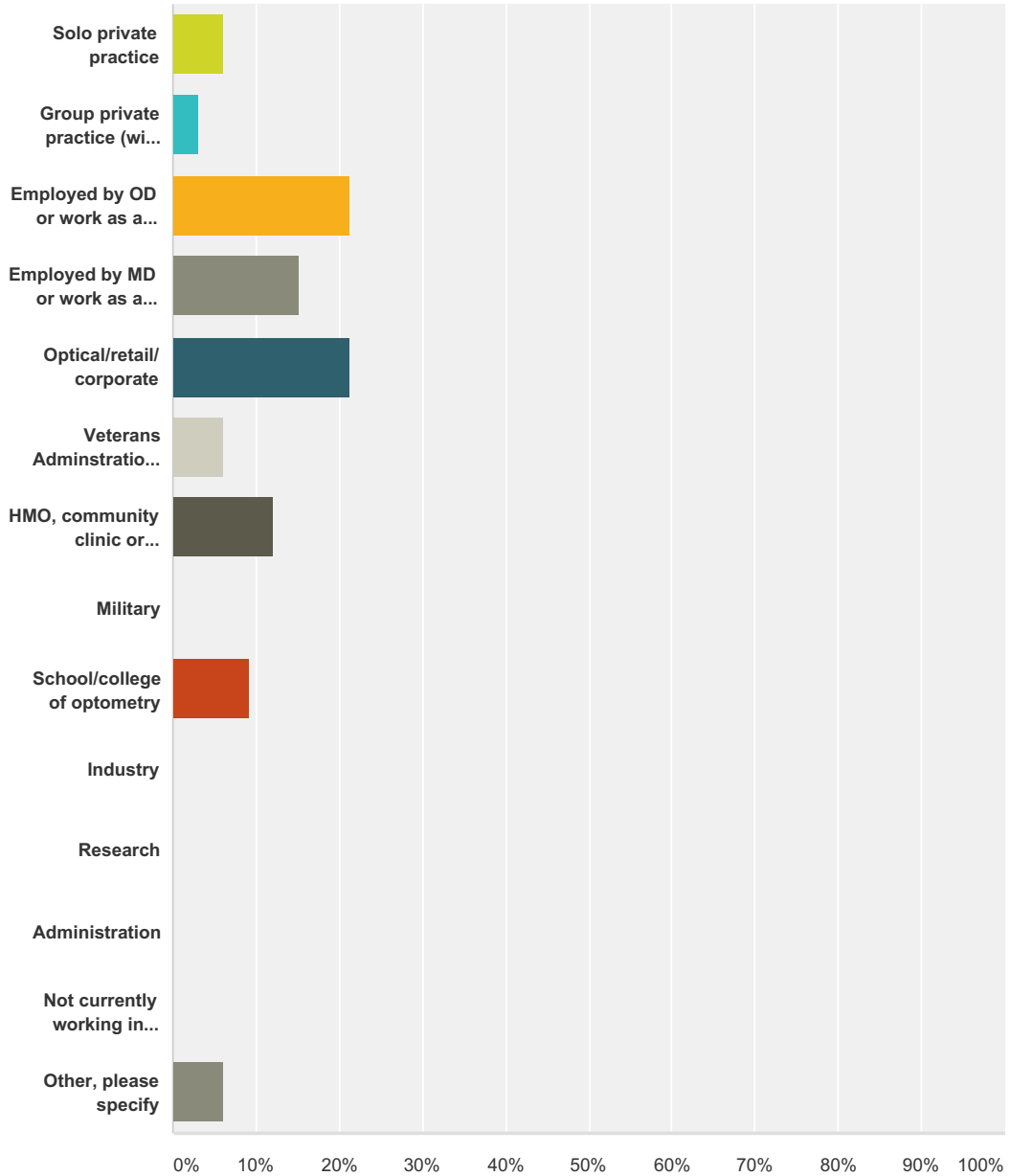


| Answer Choices | Responses | |
|----------------|-----------|-----------|
| Yes | 36.36% | 12 |
| No | 63.64% | 21 |
| Total | | 33 |

Q6 What best describes your current primary professional setting?

Answered: 33 Skipped: 0

Alumni Survey 2016



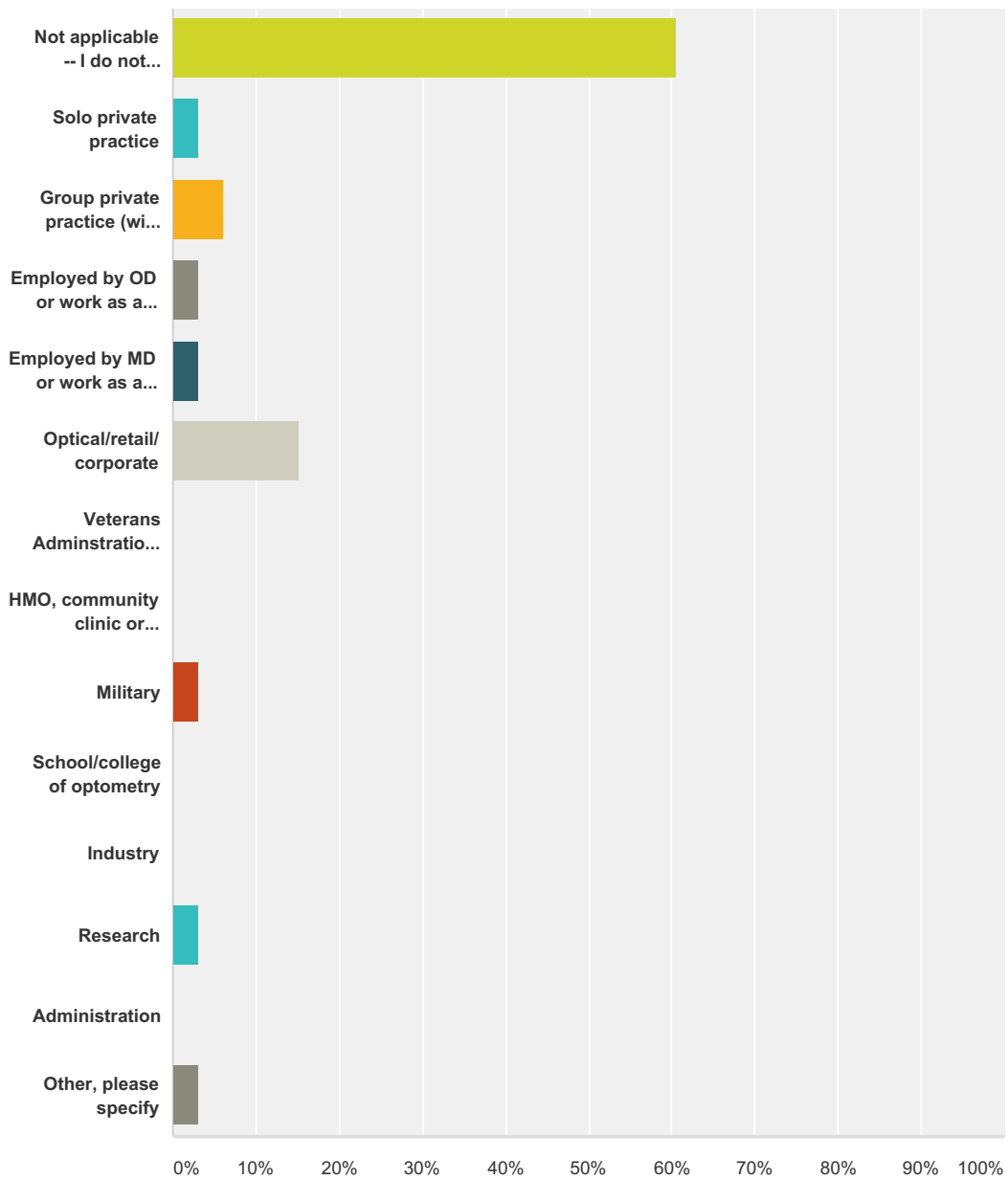
| Answer Choices | Responses |
|---|-----------|
| Solo private practice | 6.06% 2 |
| Group private practice (with equity interest) | 3.03% 1 |
| Employed by OD or work as an independent contractor in an OD's office | 21.21% 7 |
| Employed by MD or work as an independent contractor in a MD's office | 15.15% 5 |
| Optical/retail/corporate | 21.21% 7 |
| Veterans Administration (VA) facility | 6.06% 2 |
| HMO, community clinic or hospital (other than a VA hospital) | 12.12% 4 |
| Military | 0.00% 0 |
| School/college of optometry | 9.09% 3 |

Alumni Survey 2016

| | | |
|------------------------------------|-------|-----------|
| Industry | 0.00% | 0 |
| Research | 0.00% | 0 |
| Administration | 0.00% | 0 |
| Not currently working in optometry | 0.00% | 0 |
| Other, please specify | 6.06% | 2 |
| Total | | 33 |

Q7 What best describes any current secondary professional setting you may have?

Answered: 33 Skipped: 0

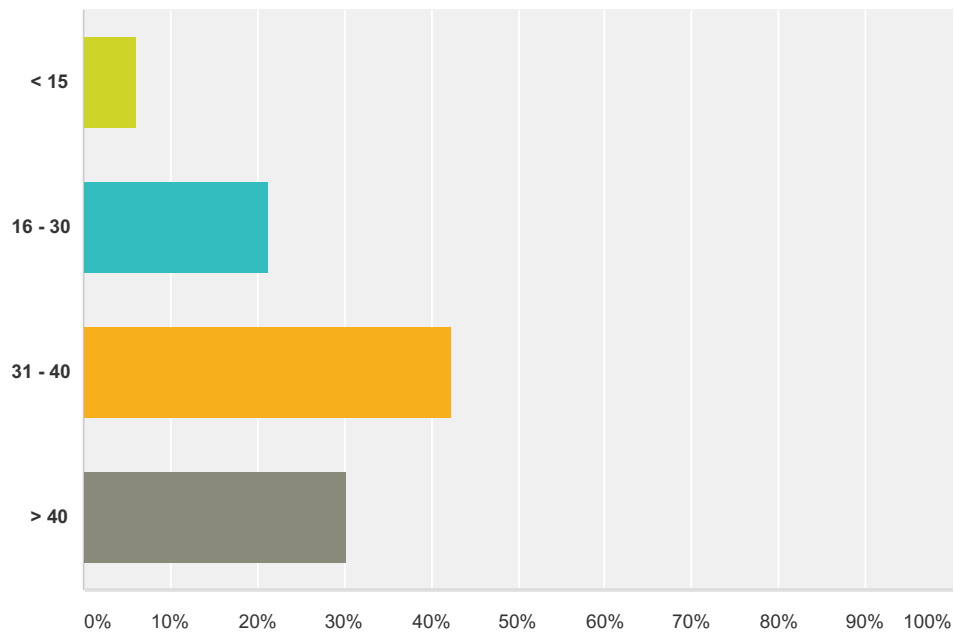


Alumni Survey 2016

| Answer Choices | Responses |
|---|-----------|
| Not applicable -- I do not have a secondary professional setting in optometry | 60.61% 20 |
| Solo private practice | 3.03% 1 |
| Group private practice (with equity interest) | 6.06% 2 |
| Employed by OD or work as an independent contractor in an OD's office | 3.03% 1 |
| Employed by MD or work as an independent contractor in a MD's office | 3.03% 1 |
| Optical/retail/corporate | 15.15% 5 |
| Veterans Administration (VA) facility | 0.00% 0 |
| HMO, community clinic or hospital (other than a VA hospital) | 0.00% 0 |
| Military | 3.03% 1 |
| School/college of optometry | 0.00% 0 |
| Industry | 0.00% 0 |
| Research | 3.03% 1 |
| Administration | 0.00% 0 |
| Other, please specify | 3.03% 1 |
| Total | 33 |

Q8 How many hours per week do you work?

Answered: 33 Skipped: 0



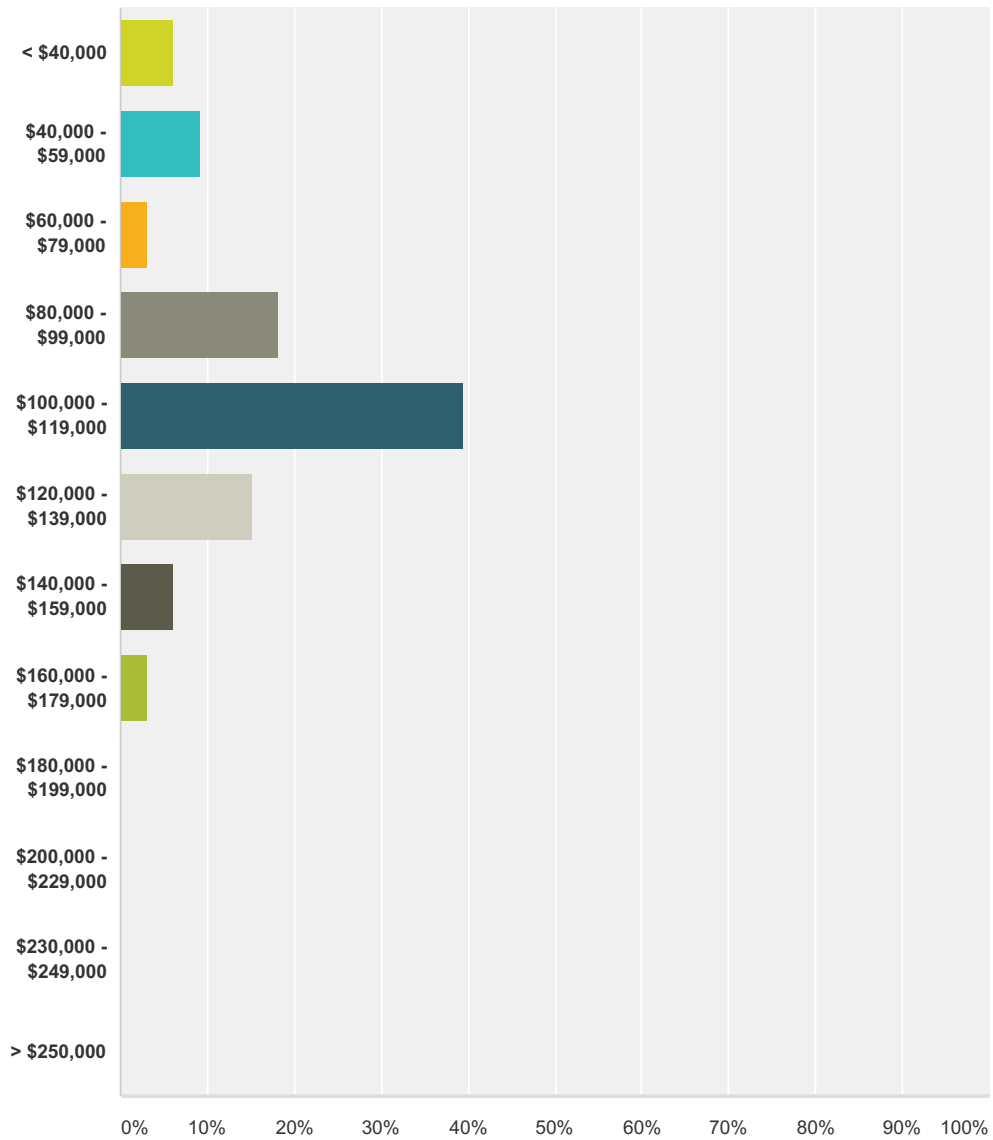
| Answer Choices | Responses |
|----------------|-----------|
| < 15 | 6.06% 2 |

Alumni Survey 2016

| | | |
|--------------|--------|-----------|
| 16 - 30 | 21.21% | 7 |
| 31 - 40 | 42.42% | 14 |
| > 40 | 30.30% | 10 |
| Total | | 33 |

Q9 What is your current work-related personal income?

Answered: 33 Skipped: 0



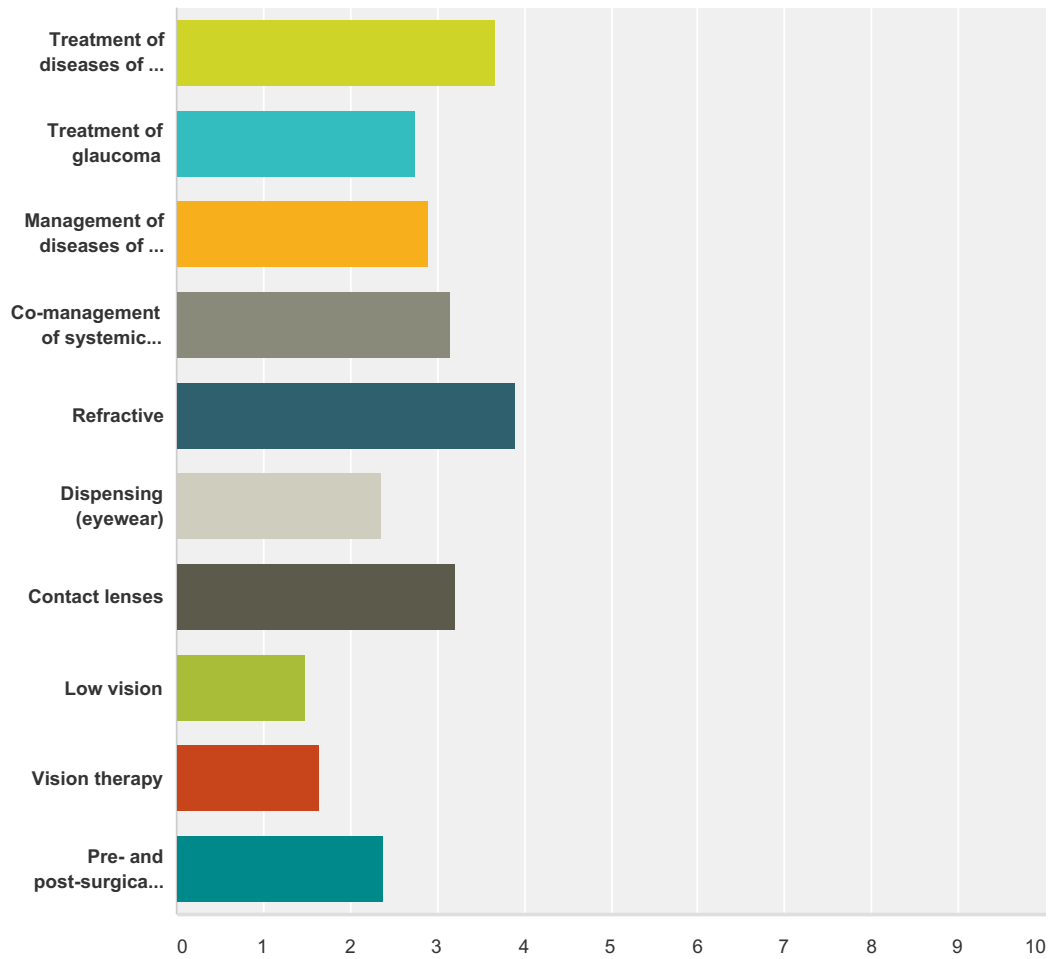
| Answer Choices | Responses | Count |
|---------------------|-----------|-------|
| < \$40,000 | 6.06% | 2 |
| \$40,000 - \$59,000 | 9.09% | 3 |
| \$60,000 - \$79,000 | 3.03% | 1 |

Alumni Survey 2016

| | | |
|-----------------------|--------|-----------|
| \$80,000 - \$99,000 | 18.18% | 6 |
| \$100,000 - \$119,000 | 39.39% | 13 |
| \$120,000 - \$139,000 | 15.15% | 5 |
| \$140,000 - \$159,000 | 6.06% | 2 |
| \$160,000 - \$179,000 | 3.03% | 1 |
| \$180,000 - \$199,000 | 0.00% | 0 |
| \$200,000 - \$229,000 | 0.00% | 0 |
| \$230,000 - \$249,000 | 0.00% | 0 |
| > \$250,000 | 0.00% | 0 |
| Total | | 33 |

Q10 How often do you provide the following services?

Answered: 33 Skipped: 0



| | Never | Rarely | Occasionally | Frequently | Total | Weighted Average |
|--|-------|--------|--------------|------------|-------|------------------|
|--|-------|--------|--------------|------------|-------|------------------|

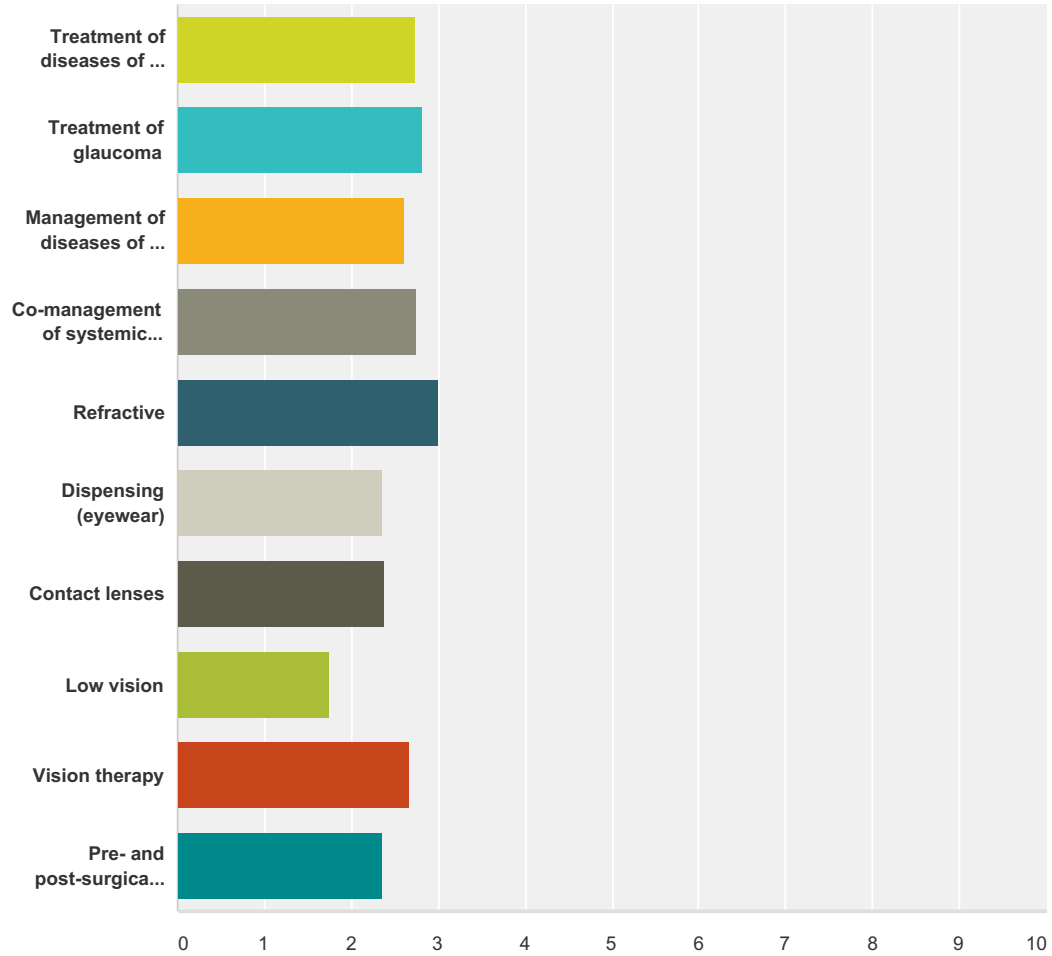
Alumni Survey 2016

| | | | | | | |
|---|---------------------|---------------------|---------------------|---------------------|----|------|
| Treatment of diseases of the anterior segment | 0.00% 0 | 6.06% 2 | 21.21% 7 | 72.73% 24 | 33 | 3.67 |
| Treatment of glaucoma | 18.75% 6 | 25.00% 8 | 18.75% 6 | 37.50% 12 | 32 | 2.75 |
| Management of diseases of the posterior segment | 12.12% 4 | 27.27% 9 | 18.18% 6 | 42.42% 14 | 33 | 2.91 |
| Co-management of systemic disease with ocular manifestations (e.g., diabetic retinopathy) | 6.06% 2 | 15.15% 5 | 36.36% 12 | 42.42% 14 | 33 | 3.15 |
| Refractive | 0.00% 0 | 3.03% 1 | 3.03% 1 | 93.94% 31 | 33 | 3.91 |
| Dispensing (eyewear) | 39.39% 13 | 15.15% 5 | 15.15% 5 | 30.30% 10 | 33 | 2.36 |
| Contact lenses | 12.12% 4 | 15.15% 5 | 12.12% 4 | 60.61% 20 | 33 | 3.21 |
| Low vision | 60.61% 20 | 33.33% 11 | 3.03% 1 | 3.03% 1 | 33 | 1.48 |
| Vision therapy | 69.70% 23 | 12.12% 4 | 3.03% 1 | 15.15% 5 | 33 | 1.64 |
| Pre- and post-surgical care | 27.27% 9 | 30.30% 10 | 18.18% 6 | 24.24% 8 | 33 | 2.39 |

Q11 How well did your four-year optometric training prepare you to provide the following services to your patients?

Answered: 33 Skipped: 0

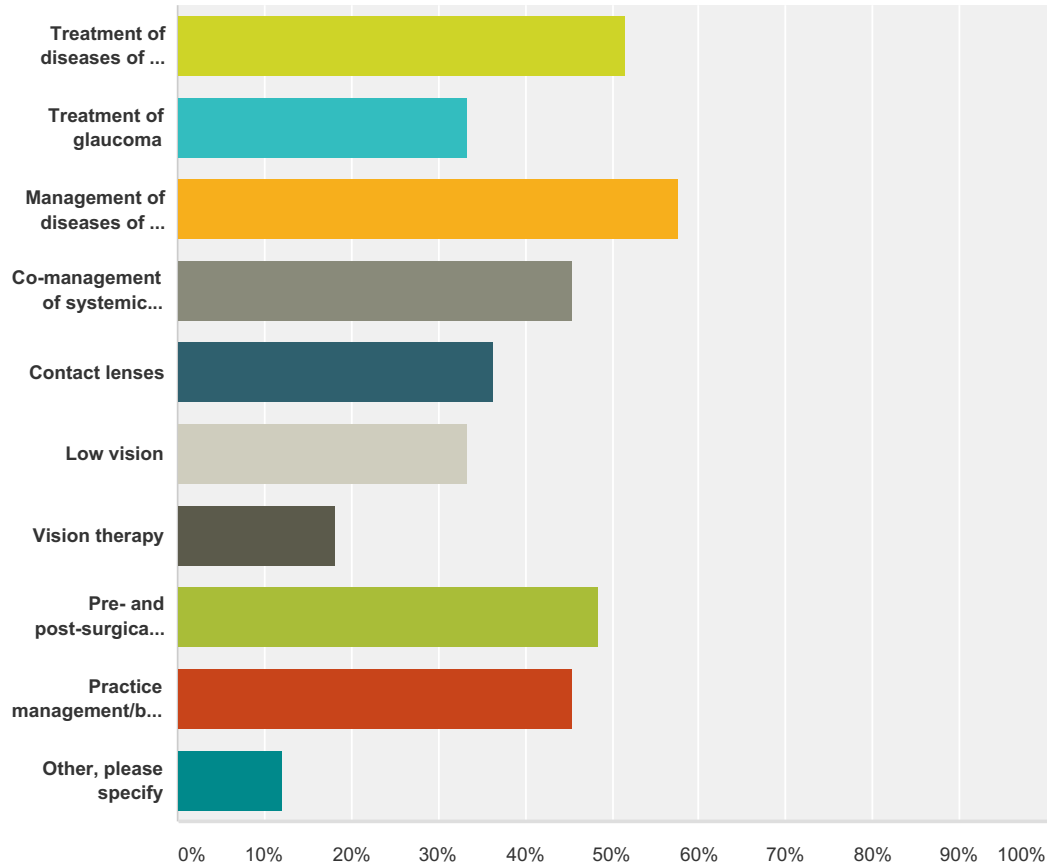
Alumni Survey 2016



| | Underprepared | Prepared | Well prepared | Overly prepared | Total | Weighted Average |
|---|---------------|--------------|---------------|-----------------|-------|------------------|
| Treatment of diseases of the anterior segment | 3.03% 1 | 24.24% 8 | 69.70% 23 | 3.03% 1 | 33 | 2.73 |
| Treatment of glaucoma | 3.03% 1 | 27.27% 9 | 54.55% 18 | 15.15% 5 | 33 | 2.82 |
| Management of diseases of the posterior segment | 3.03% 1 | 39.39% 13 | 51.52% 17 | 6.06% 2 | 33 | 2.61 |
| Co-management of systemic disease with ocular manifestations (e.g., diabetic retinopathy) | 0.00% 0 | 30.30% 10 | 63.64% 21 | 6.06% 2 | 33 | 2.76 |
| Refractive | 0.00% 0 | 15.15% 5 | 69.70% 23 | 15.15% 5 | 33 | 3.00 |
| Dispensing (eyewear) | 12.12% 4 | 48.48% 16 | 30.30% 10 | 9.09% 3 | 33 | 2.36 |
| Contact lenses | 12.50% 4 | 37.50% 12 | 50.00% 16 | 0.00% 0 | 32 | 2.38 |
| Low vision | 42.42% 14 | 42.42% 14 | 12.12% 4 | 3.03% 1 | 33 | 1.76 |
| Vision therapy | 6.06% 2 | 42.42% 14 | 30.30% 10 | 21.21% 7 | 33 | 2.67 |
| Pre- and post-surgical care | 9.09% 3 | 48.48% 16 | 39.39% 13 | 3.03% 1 | 33 | 2.36 |

Q12 In what areas would continuing education be most useful to you today (select as many as apply)?

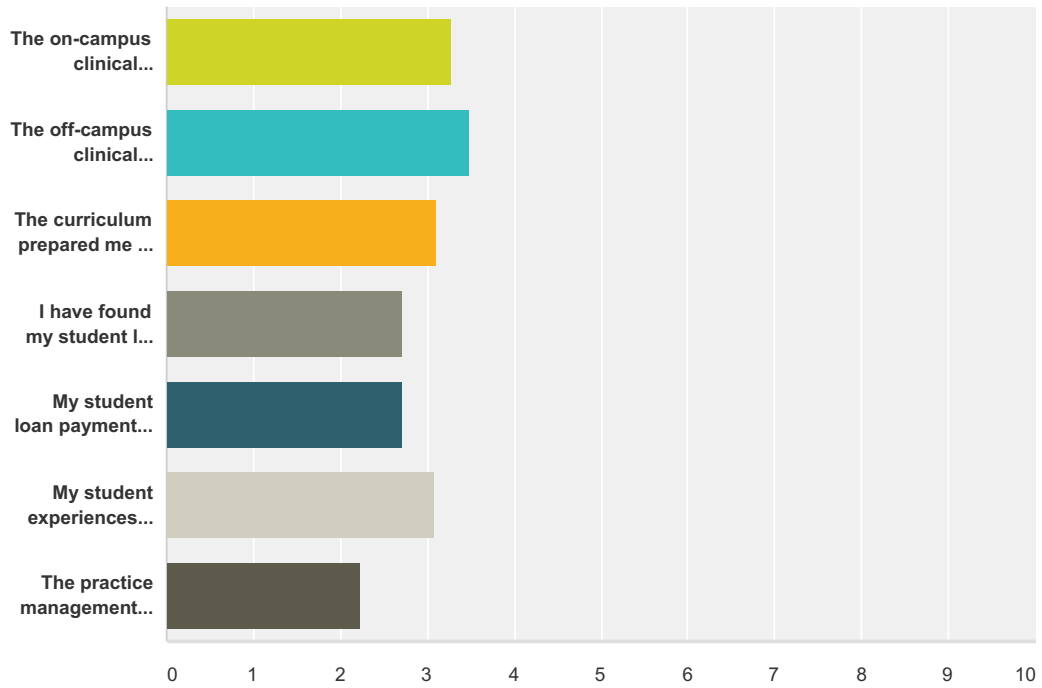
Answered: 33 Skipped: 0



| Answer Choices | Responses |
|---|-----------|
| Treatment of diseases of the anterior segment | 51.52% 17 |
| Treatment of glaucoma | 33.33% 11 |
| Management of diseases of the posterior segment | 57.58% 19 |
| Co-management of systemic disease with ocular manifestations (e.g., diabetic retinopathy) | 45.45% 15 |
| Contact lenses | 36.36% 12 |
| Low vision | 33.33% 11 |
| Vision therapy | 18.18% 6 |
| Pre- and post-surgical care | 48.48% 16 |
| Practice management/business aspects of optometry | 45.45% 15 |
| Other, please specify | 12.12% 4 |
| Total Respondents: 33 | |

Q13 Please rate your level of agreement with the statements listed below.

Answered: 33 Skipped: 0

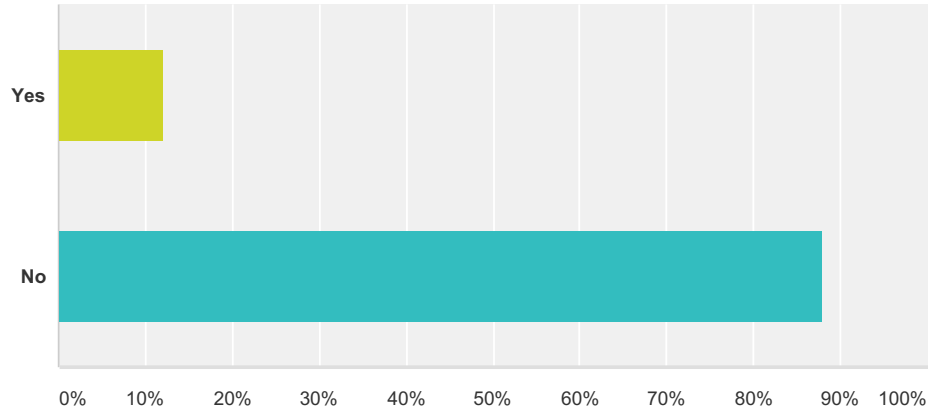


| | Stongly disagree | Disagree | Agree | Strongly agree | Total | Weighted Average |
|--|------------------|--------------|--------------|----------------|-------|------------------|
| The on-campus clinical experience provided me with a sound basis for practicing optometry. | 0.00% 0 | 6.06% 2 | 60.61% 20 | 33.33% 11 | 33 | 3.27 |
| The off-campus clinical experience provided me with a sound basis for practicing optometry. | 0.00% 0 | 3.03% 1 | 45.45% 15 | 51.52% 17 | 33 | 3.48 |
| The curriculum prepared me to keep up with changes in eye care and new technology. | 0.00% 0 | 6.06% 2 | 75.76% 25 | 18.18% 6 | 33 | 3.12 |
| I have found my student loan payments to be manageable. | 6.25% 2 | 31.25% 10 | 46.88% 15 | 15.63% 5 | 32 | 2.72 |
| My student loan payments have influenced the the career decisions I have made. | 9.68% 3 | 25.81% 8 | 48.39% 15 | 16.13% 5 | 31 | 2.71 |
| My student experiences outside of the classroom have contributed to my professional success. | 0.00% 0 | 12.12% 4 | 66.67% 22 | 21.21% 7 | 33 | 3.09 |
| The practice management education I received in optometry school was appropriate. | 21.21% 7 | 36.36% 12 | 39.39% 13 | 3.03% 1 | 33 | 2.24 |

Q14 Do you currently use the SUNY Optometry library (either online or onsite) as an information resource?

Answered: 33 Skipped: 0

Alumni Survey 2016

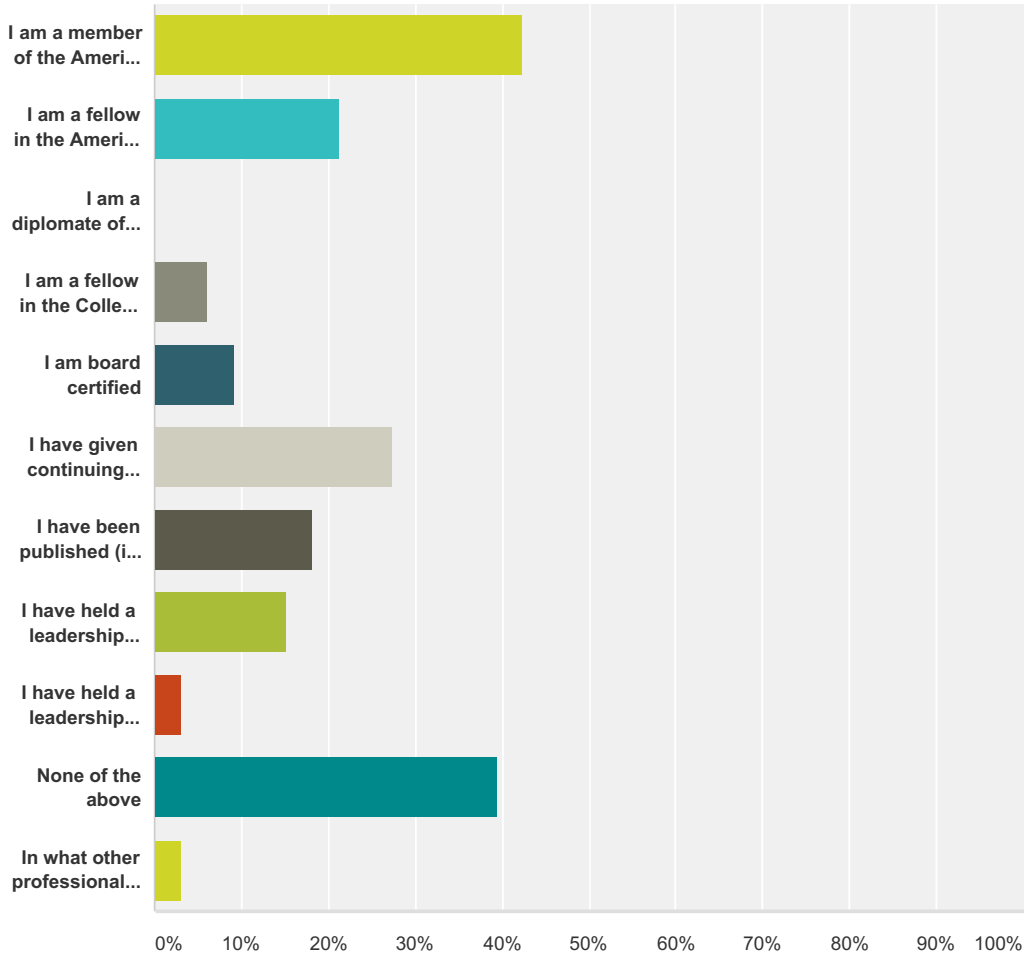


| Answer Choices | Responses |
|----------------|-----------|
| Yes | 12.12% 4 |
| No | 87.88% 29 |
| Total | 33 |

**Q15 Please select those that I apply to you
(select as many as apply).**

Answered: 33 Skipped: 0

Alumni Survey 2016

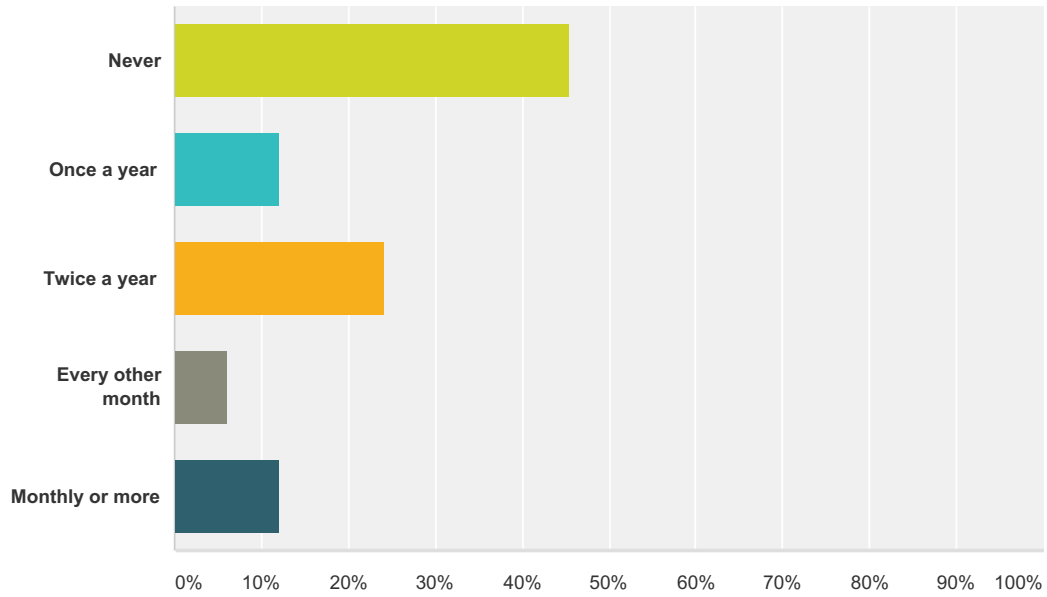


| Answer Choices | Responses |
|---|-----------|
| I am a member of the American Optometric Association (AOA) | 42.42% 14 |
| I am a fellow in the American Academy of Optometry (AAO) | 21.21% 7 |
| I am a diplomate of the American Academy of Optometry (AAO) | 0.00% 0 |
| I am a fellow in the College of Optometrists in Vision Development (COVD) | 6.06% 2 |
| I am board certified | 9.09% 3 |
| I have given continuing education presentations | 27.27% 9 |
| I have been published (in optometry, vision science or health care) | 18.18% 6 |
| I have held a leadership position in optometry | 15.15% 5 |
| I have held a leadership position outside of optometry | 3.03% 1 |
| None of the above | 39.39% 13 |
| In what other professional activities have you participated? | 3.03% 1 |
| Total Respondents: 33 | |

Q16 About how often do you visit the SUNY Optometry website (www.sunyopt.edu)?

Alumni Survey 2016

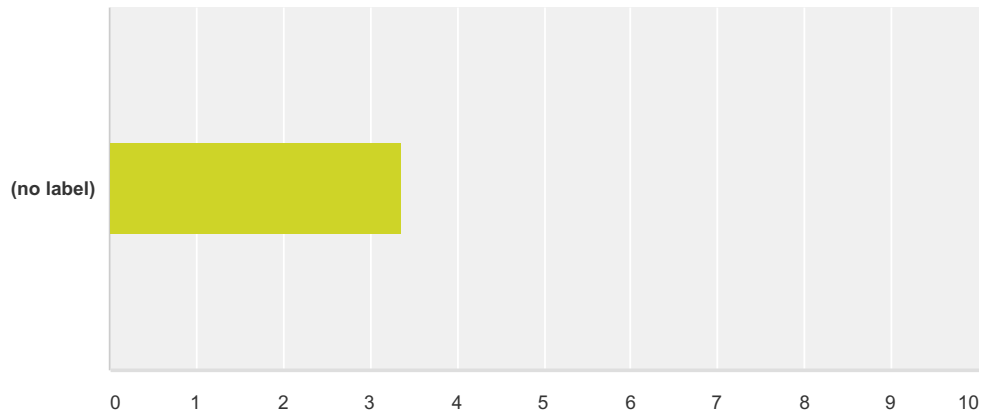
Answered: 33 Skipped: 0



| Answer Choices | Responses | Count |
|-------------------|-----------|-----------|
| Never | 45.45% | 15 |
| Once a year | 12.12% | 4 |
| Twice a year | 24.24% | 8 |
| Every other month | 6.06% | 2 |
| Monthly or more | 12.12% | 4 |
| Total | | 33 |

Q17 My experience at SUNY Optometry has allowed me to attain my professional goals.

Answered: 33 Skipped: 0



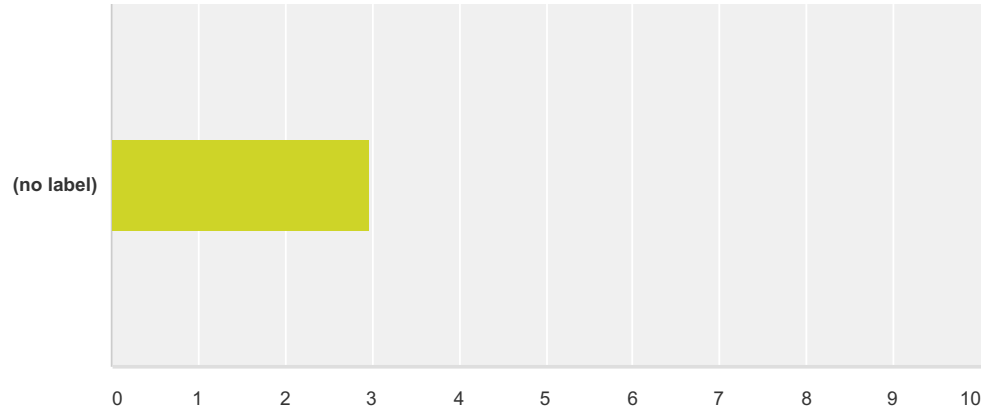
| Strongly disagree | Disagree | Agree | Strongly agree | Total | Weighted Average |
|-------------------|----------|-------|----------------|-------|------------------|
| | | | | | |

Alumni Survey 2016

| | | | | | | |
|------------|------------|------------|--------------|--------------|----|------|
| (no label) | 0.00% 0 | 3.03% 1 | 57.58% 19 | 39.39% 13 | 33 | 3.36 |
|------------|------------|------------|--------------|--------------|----|------|

Q18 If I had it to do over again, I would choose optometry.

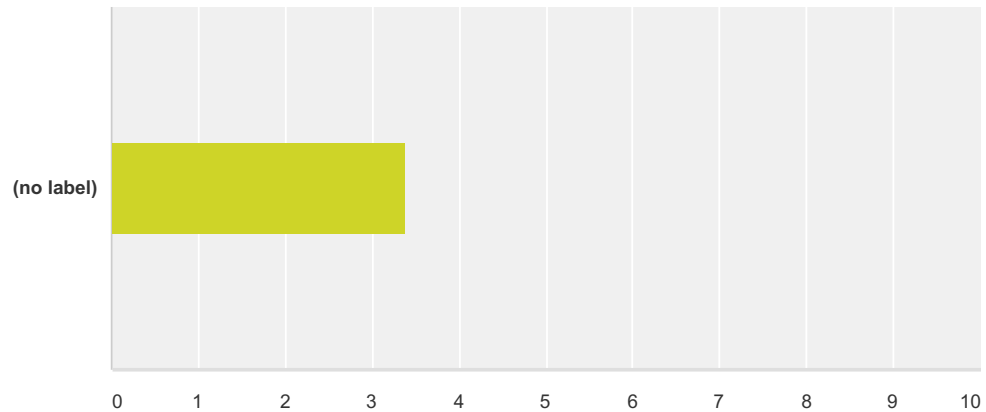
Answered: 33 Skipped: 0



| | Strongly disagree | Disagree | Agree | Strongly Agree | Total | Weighted Average |
|------------|-------------------|-------------|--------------|----------------|-------|------------------|
| (no label) | 0.00% 0 | 27.27% 9 | 48.48% 16 | 24.24% 8 | 33 | 2.97 |

Q19 If I had it to do over again, I would choose SUNY Optometry for my optometric education.

Answered: 33 Skipped: 0



| | Strongly disagree | Disagree | Agree | Strongly agree | Total | Weighted Average |
|------------|-------------------|------------|--------------|----------------|-------|------------------|
| (no label) | 0.00% 0 | 6.06% 2 | 48.48% 16 | 45.45% 15 | 33 | 3.39 |

Q20 What were the greatest strengths of your optometric education at SUNY

Optometry?

Answered: 23 Skipped: 10

Q21 What areas of the professional program can be improved?

Answered: 23 Skipped: 10

Q22 Please feel free to provide us with any other comments on your optometric education or experiences while at SUNY Optometry.

Answered: 6 Skipped: 27