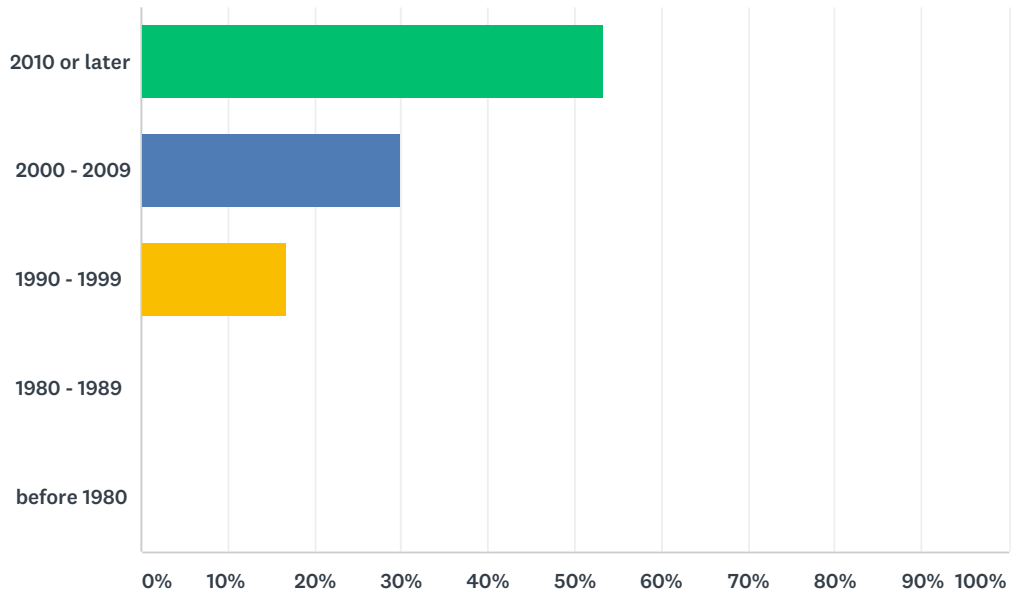


Q1 When did you receive your MS?

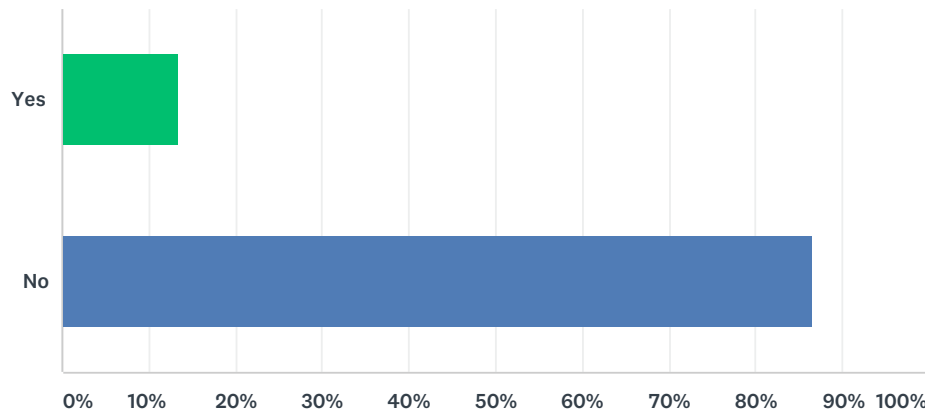
Answered: 30 Skipped: 0



ANSWER CHOICES	RESPONSES	
2010 or later	53.33%	16
2000 - 2009	30.00%	9
1990 - 1999	16.67%	5
1980 - 1989	0.00%	0
before 1980	0.00%	0
TOTAL		30

Q2 Did you participate in additional research training following the completion of your MS?

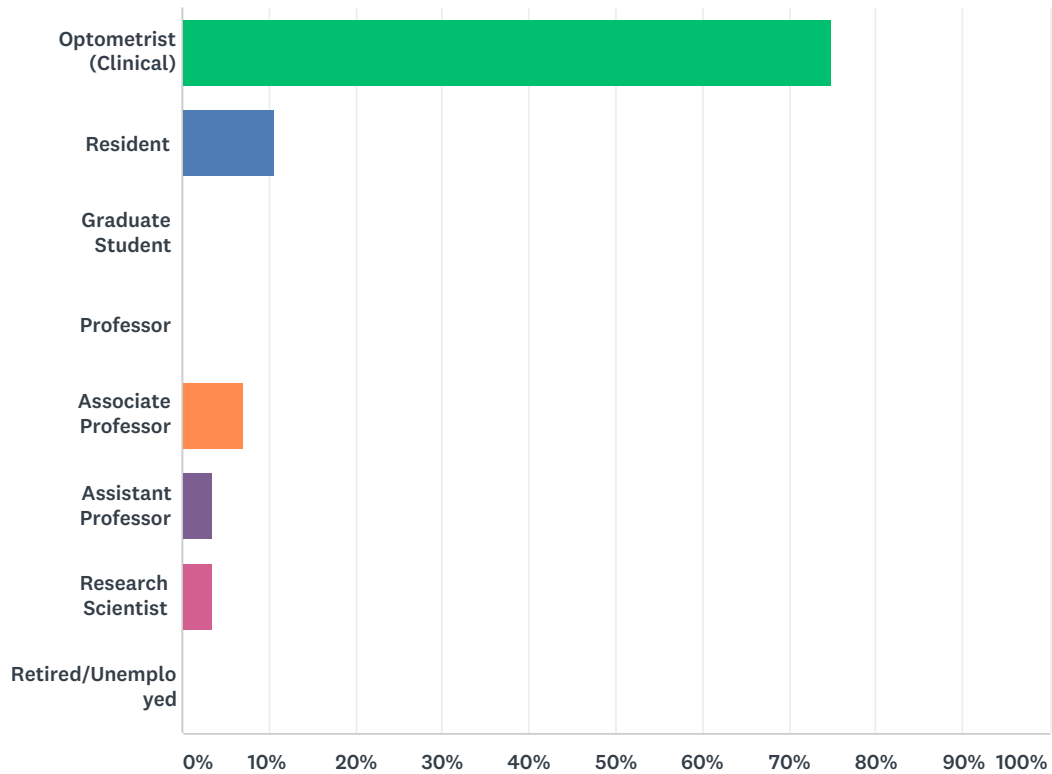
Answered: 30 Skipped: 0



ANSWER CHOICES	RESPONSES	
Yes	13.33%	4
No	86.67%	26
TOTAL		30

Q3 What best describes your current PRIMARY professional position?

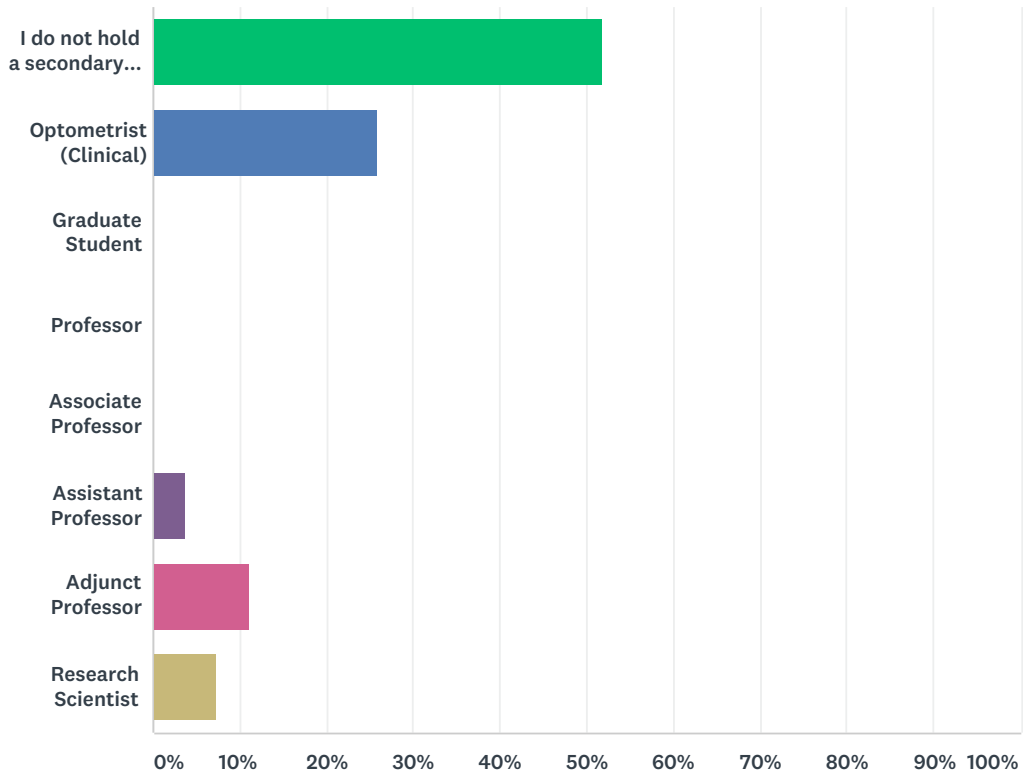
Answered: 28 Skipped: 2



ANSWER CHOICES	RESPONSES	
Optometrist (Clinical)	75.00%	21
Resident	10.71%	3
Graduate Student	0.00%	0
Professor	0.00%	0
Associate Professor	7.14%	2
Assistant Professor	3.57%	1
Research Scientist	3.57%	1
Retired/Unemployed	0.00%	0
TOTAL		28

Q4 What best describes your current SECONDARY professional position?

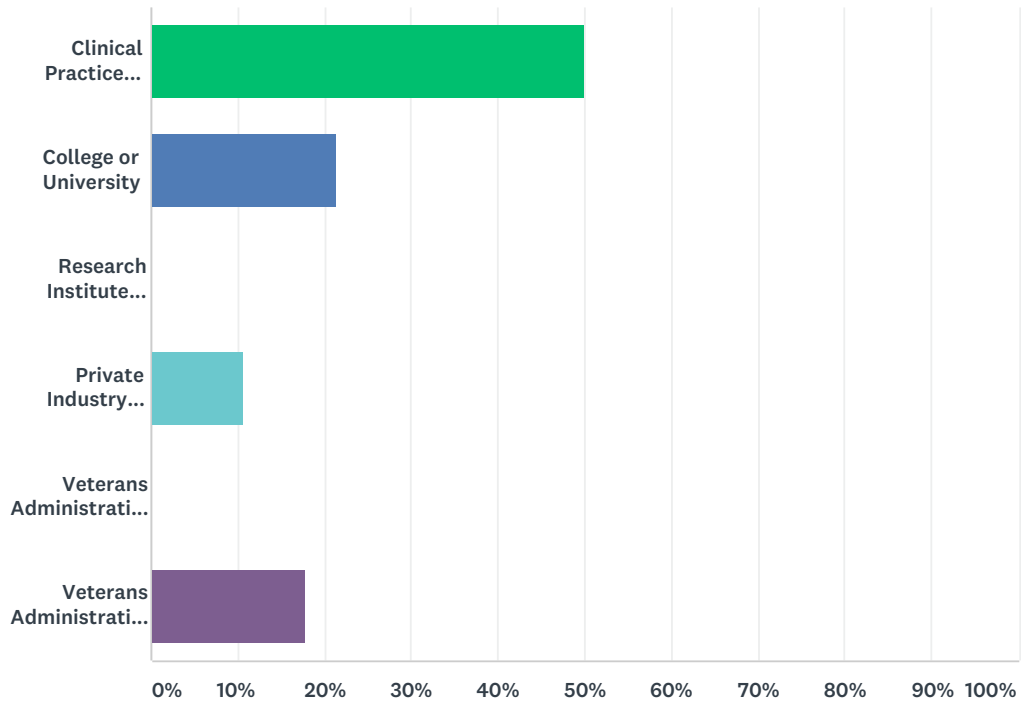
Answered: 27 Skipped: 3



ANSWER CHOICES	RESPONSES	
I do not hold a secondary position.	51.85%	14
Optometrist (Clinical)	25.93%	7
Graduate Student	0.00%	0
Professor	0.00%	0
Associate Professor	0.00%	0
Assistant Professor	3.70%	1
Adjunct Professor	11.11%	3
Research Scientist	7.41%	2
TOTAL		27

Q5 What is your current primary place of employment?

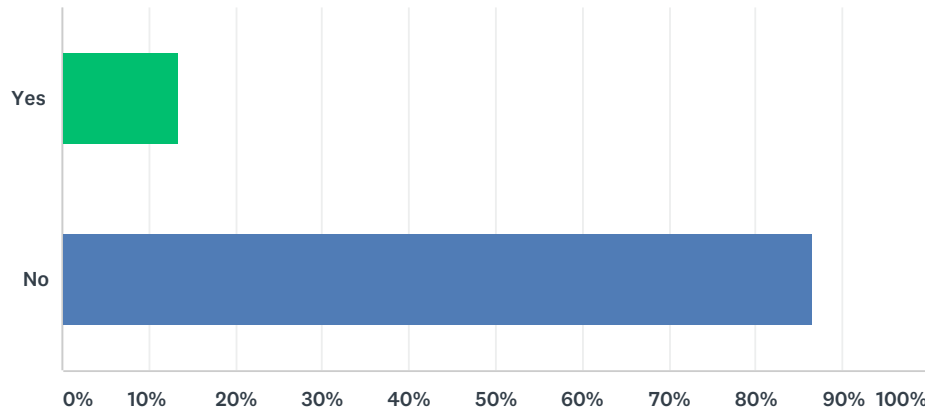
Answered: 28 Skipped: 2



ANSWER CHOICES	RESPONSES	
Clinical Practice (including self-employed)	50.00%	14
College or University	21.43%	6
Research Institute (not-for-profit)	0.00%	0
Private Industry (either employed or as a consultant)	10.71%	3
Veterans Administration Hospital as a Researcher	0.00%	0
Veterans Administration Hospital as a Clinician	17.86%	5
TOTAL		28

Q6 Have you served as a consultant for industry?

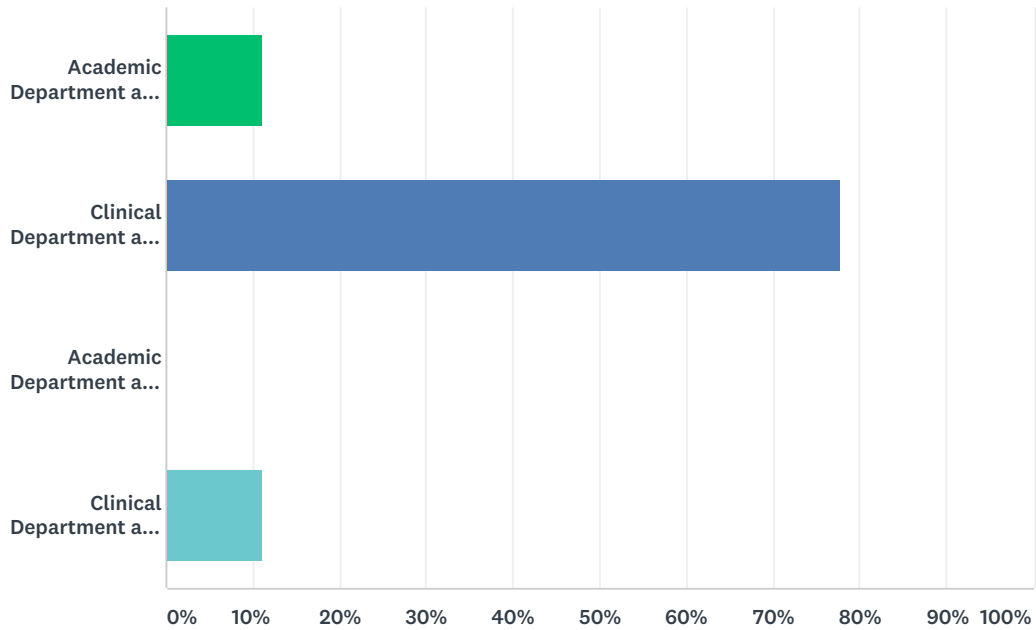
Answered: 30 Skipped: 0



ANSWER CHOICES	RESPONSES	
Yes	13.33%	4
No	86.67%	26
TOTAL		30

Q7 If you hold a faculty position, what best describes your department?

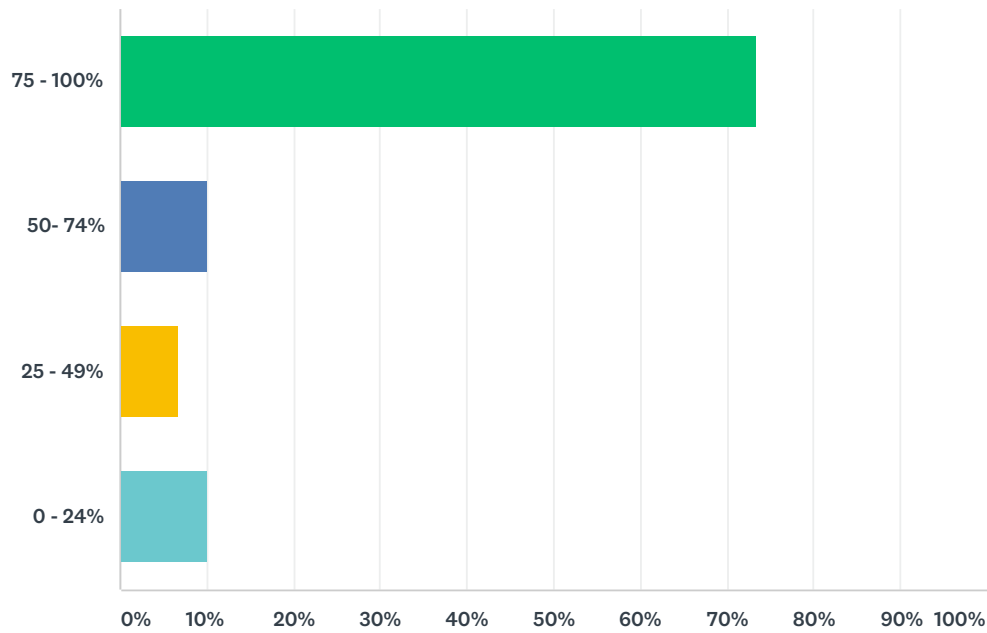
Answered: 9 Skipped: 21



ANSWER CHOICES	RESPONSES	
Academic Department at a School/College of Optometry	11.11%	1
Clinical Department at a School/College of Optometry	77.78%	7
Academic Department at School/College of Medicine (e.g., physiology, pharmacology)	0.00%	0
Clinical Department at School/College of Medicine (e.g., ophthalmology)	11.11%	1
TOTAL		9

Q8 What percentage of your work time is devoted to patient care and related activities?

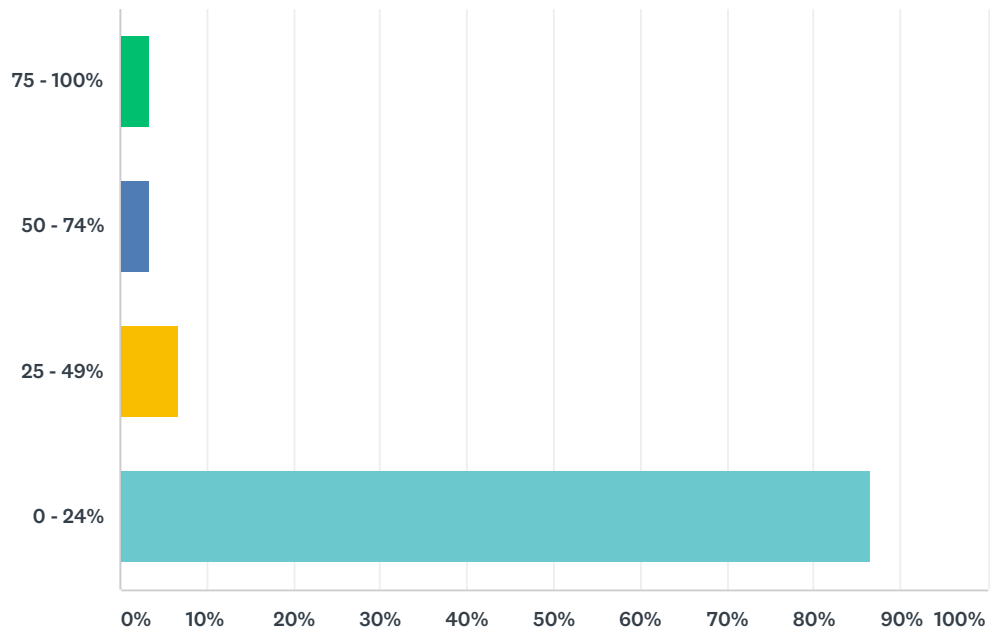
Answered: 30 Skipped: 0



ANSWER CHOICES	RESPONSES	
75 - 100%	73.33%	22
50 - 74%	10.00%	3
25 - 49%	6.67%	2
0 - 24%	10.00%	3
TOTAL		30

Q9 What percentage of you work time is devoted to research-related activities?

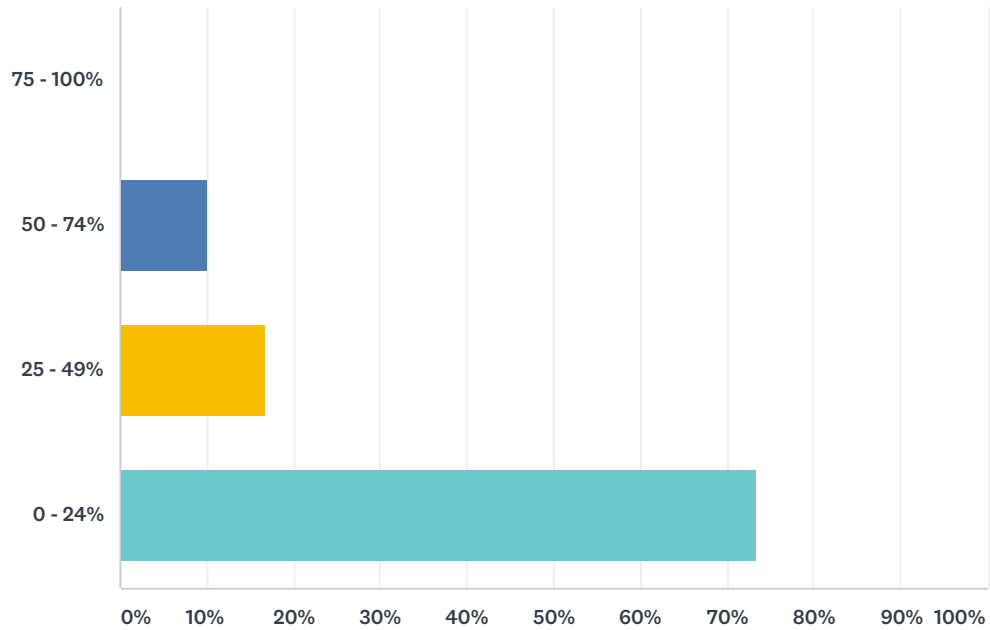
Answered: 30 Skipped: 0



ANSWER CHOICES	RESPONSES
75 - 100%	3.33% 1
50 - 74%	3.33% 1
25 - 49%	6.67% 2
0 - 24%	86.67% 26
TOTAL	30

Q10 What percentage of your work time is devoted to teaching?

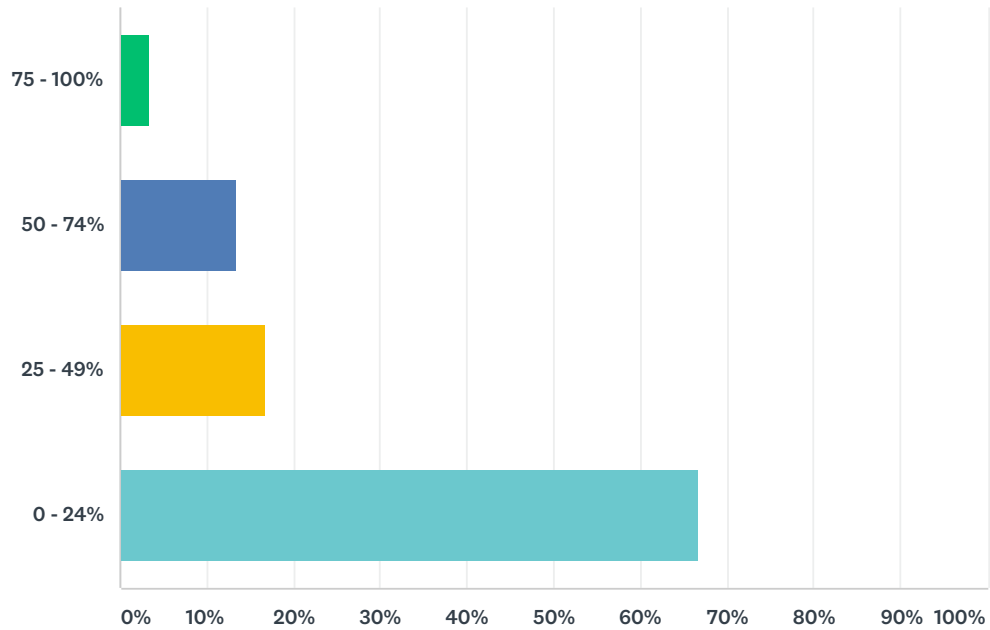
Answered: 30 Skipped: 0



ANSWER CHOICES	RESPONSES
75 - 100%	0.00% 0
50 - 74%	10.00% 3
25 - 49%	16.67% 5
0 - 24%	73.33% 22
TOTAL	30

Q11 What percentage of your work time is devoted to administration?

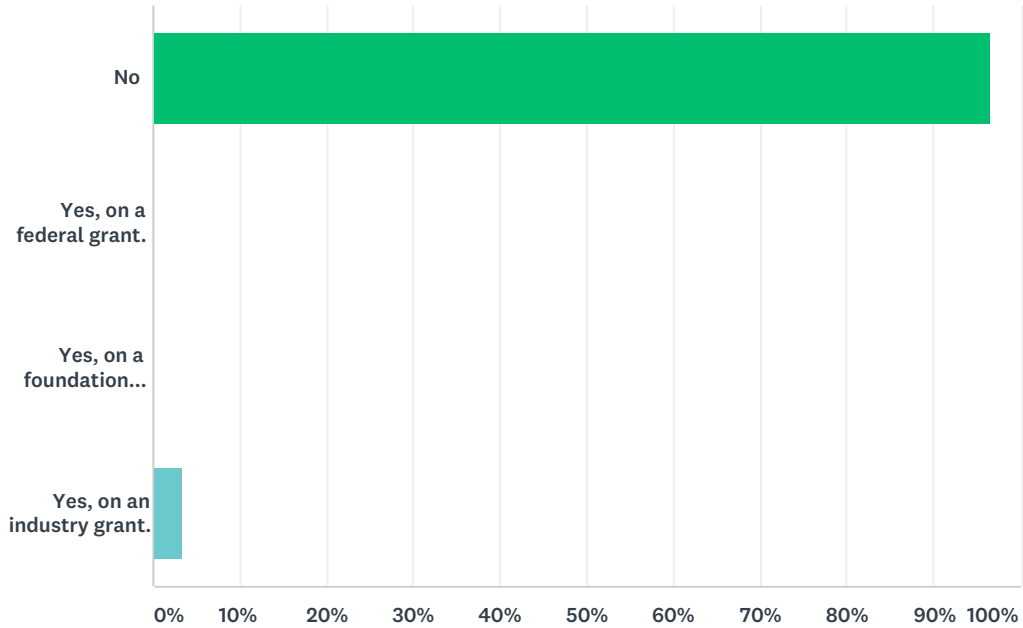
Answered: 30 Skipped: 0



ANSWER CHOICES	RESPONSES	
75 - 100%	3.33%	1
50 - 74%	13.33%	4
25 - 49%	16.67%	5
0 - 24%	66.67%	20
TOTAL		30

Q12 Are you currently the PI on a grant?

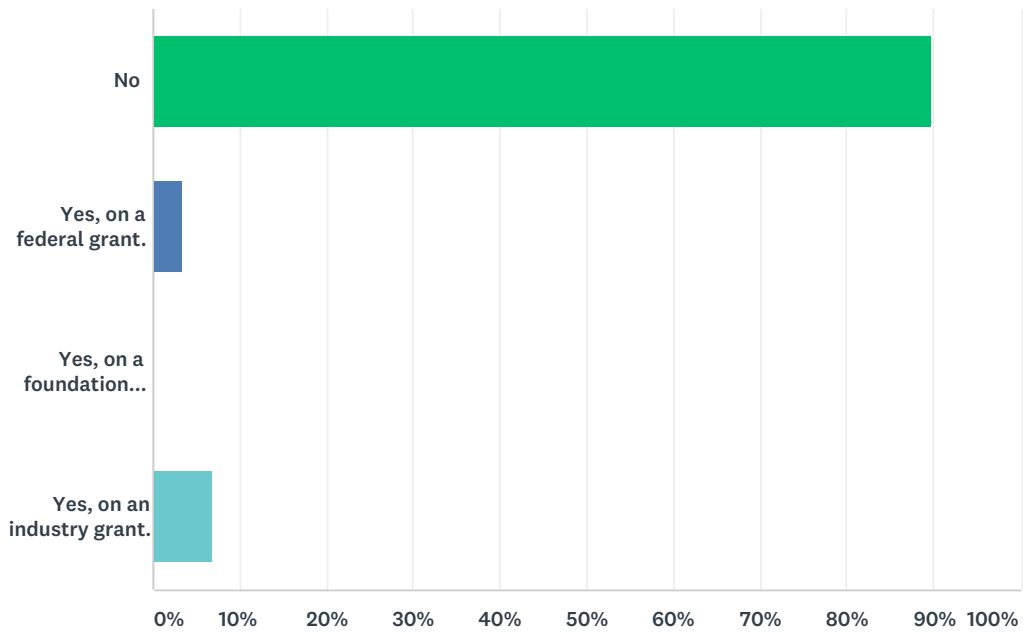
Answered: 30 Skipped: 0



ANSWER CHOICES	RESPONSES	
No	96.67%	29
Yes, on a federal grant.	0.00%	0
Yes, on a foundation grant.	0.00%	0
Yes, on an industry grant.	3.33%	1
TOTAL		30

Q13 Have you been a principal investigator on a grant within the past 10 years?

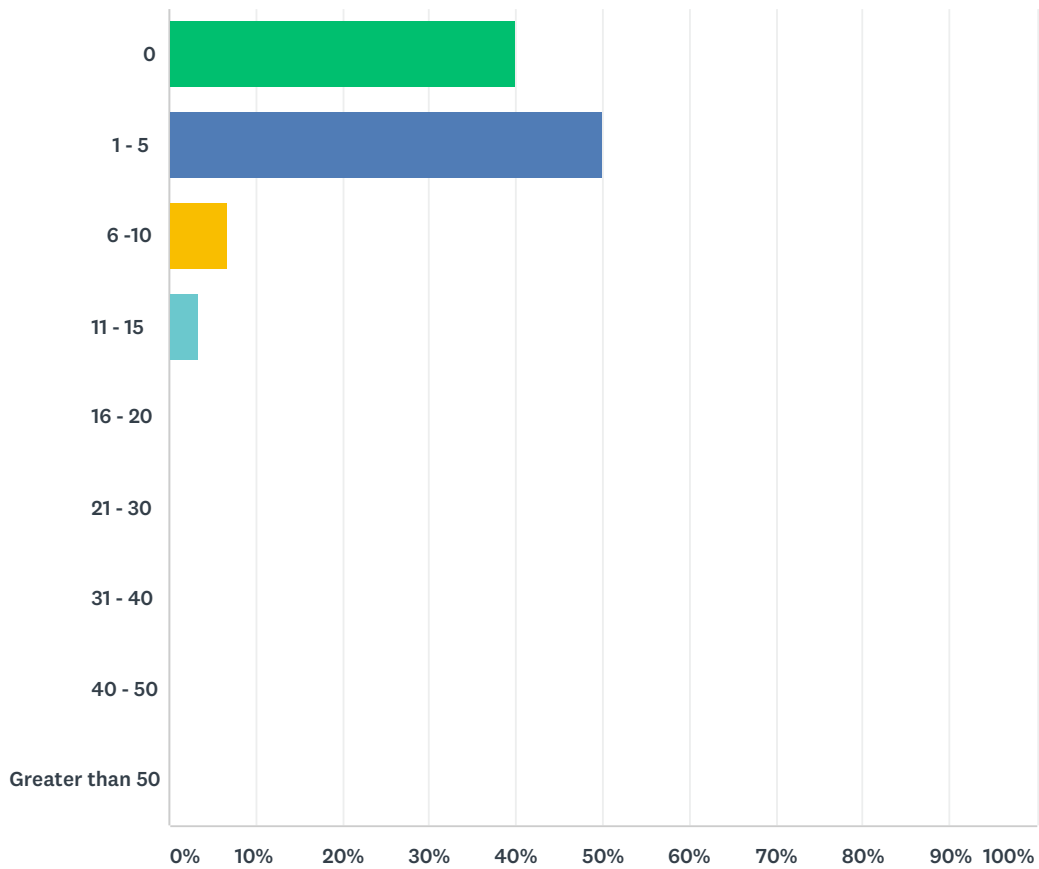
Answered: 29 Skipped: 1



ANSWER CHOICES	RESPONSES	
No	89.66%	26
Yes, on a federal grant.	3.45%	1
Yes, on a foundation grant.	0.00%	0
Yes, on an industry grant.	6.90%	2
TOTAL		29

Q14 On how many research papers have you been an author? Please do NOT include abstracts.

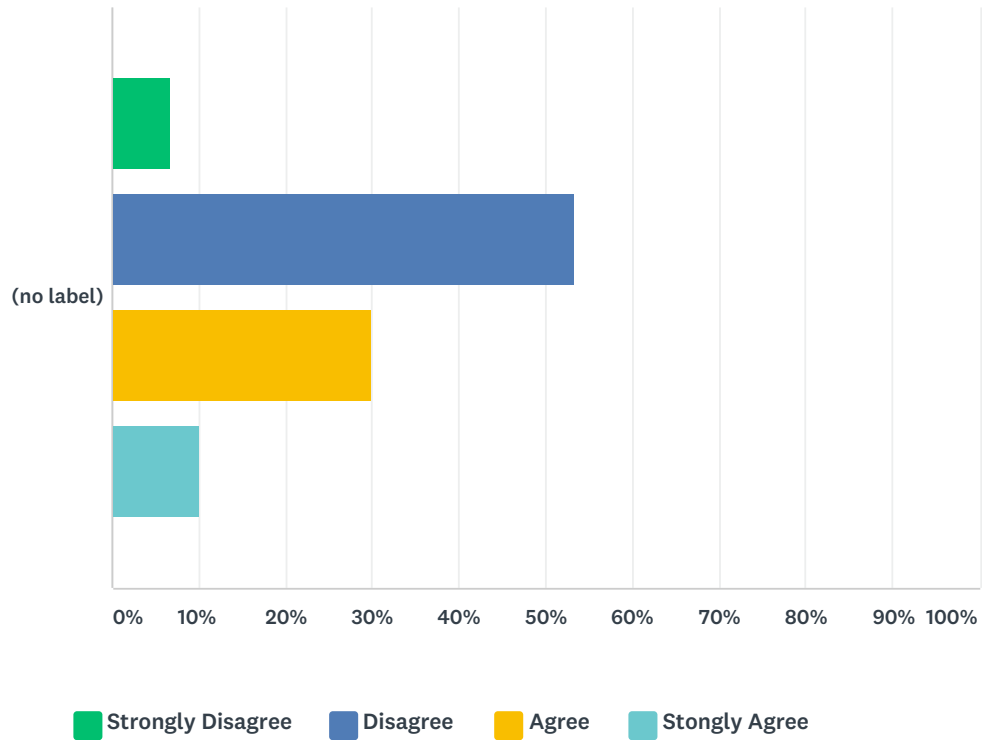
Answered: 30 Skipped: 0



ANSWER CHOICES	RESPONSES	
0	40.00%	12
1 - 5	50.00%	15
6 - 10	6.67%	2
11 - 15	3.33%	1
16 - 20	0.00%	0
21 - 30	0.00%	0
31 - 40	0.00%	0
40 - 50	0.00%	0
Greater than 50	0.00%	0
TOTAL		30

Q15 Obtaining a MS degree helped me to obtain my current position.

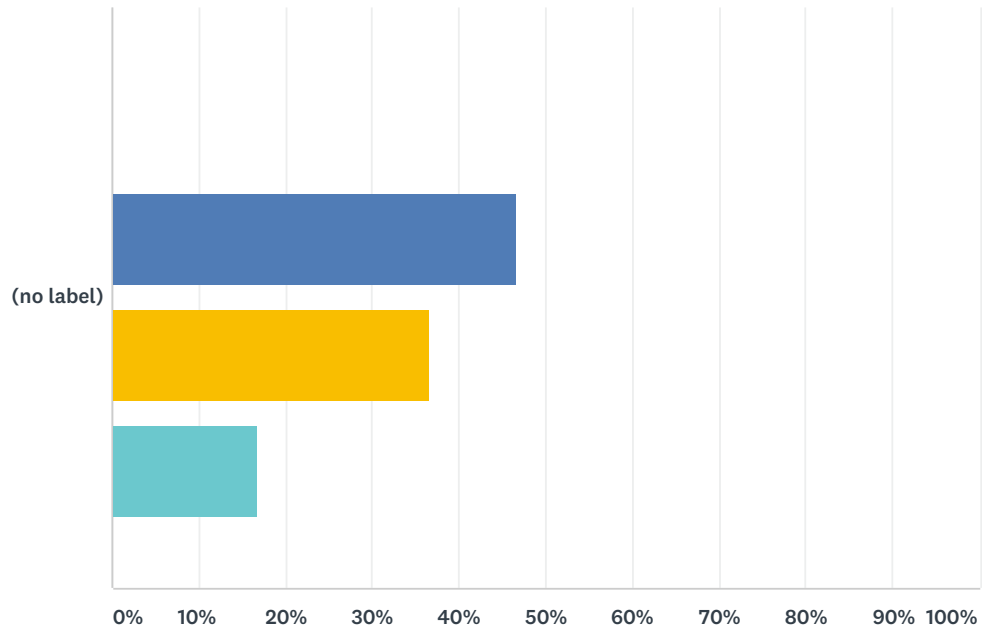
Answered: 30 Skipped: 0



	STRONGLY DISAGREE	DISAGREE	AGREE	STONGLY AGREE	TOTAL	WEIGHTED AVERAGE
(no label)	6.67%	53.33%	30.00%	10.00%	30	2.43
	2	16	9	3		

Q16 Obtaining an MS degree made a difference in my career path.

Answered: 30 Skipped: 0

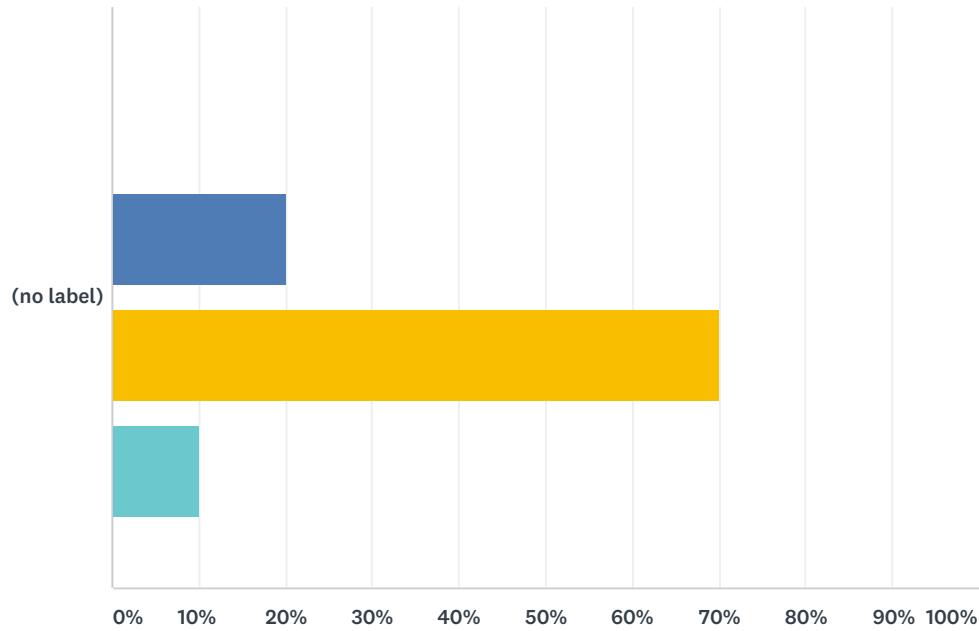


■ Strongly Disagree
 ■ Disagree
 ■ Agree
 ■ Strongly Agree

	STRONGLY DISAGREE	DISAGREE	AGREE	STONGLY AGREE	TOTAL	WEIGHTED AVERAGE
(no label)	0.00%	46.67%	36.67%	16.67%	30	2.70
	0	14	11	5		

Q17 The MS education I received at SUNY prepared me well for my career.

Answered: 30 Skipped: 0

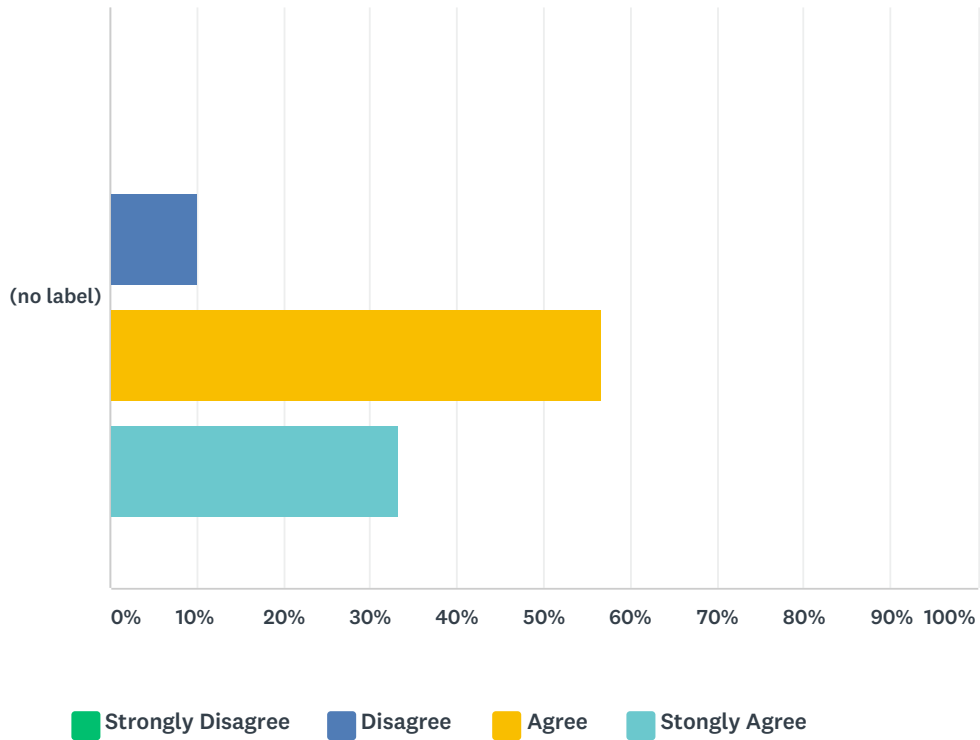


■ Strongly Disagree
 ■ Disagree
 ■ Agree
 ■ Stongly Agree

	STRONGLY DISAGREE	DISAGREE	AGREE	STONGLY AGREE	TOTAL	WEIGHTED AVERAGE
(no label)	0.00%	20.00%	70.00%	10.00%	30	2.90
	0	6	21	3		

Q18 If I could do it over it again, I would do the SUNY OD-MS program.

Answered: 30 Skipped: 0



	STRONGLY DISAGREE	DISAGREE	AGREE	STONGLY AGREE	TOTAL	WEIGHTED AVERAGE
(no label)	0.00% 0	10.00% 3	56.67% 17	33.33% 10	30	3.23

Q19 Please describe any challenges you may have encountered in pursuing both the OD and MS degrees simultaneously.

Answered: 12 Skipped: 18

Q20 What were the strengths of your OD-MS educational program?

Answered: 16 Skipped: 14

Q21 How could the SUNY OD-MS program be improved?

Answered: 13 Skipped: 17

Q22 Please feel free to provide us with any other comments regarding your SUNY OD-MS education?

Answered: 6 Skipped: 24