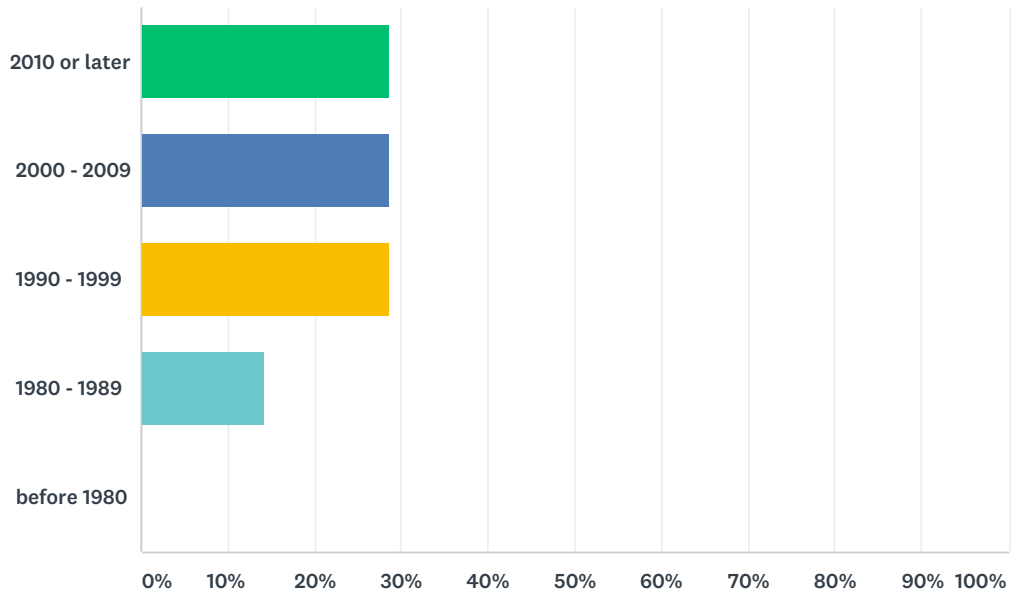


# Q1 When did you receive your PhD?

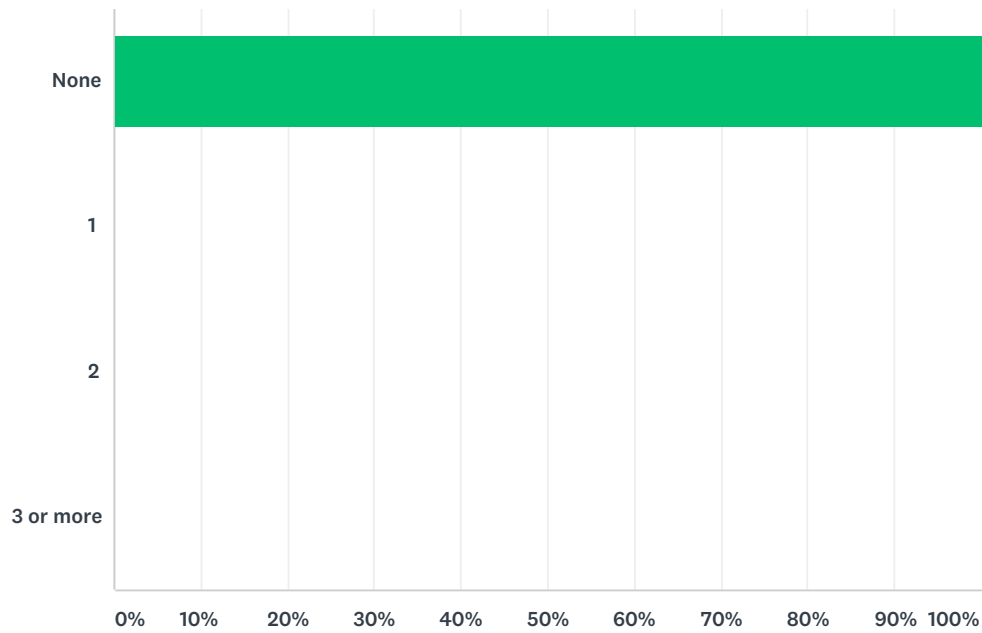
Answered: 7 Skipped: 0



ANSWER CHOICES	RESPONSES	
2010 or later	28.57%	2
2000 - 2009	28.57%	2
1990 - 1999	28.57%	2
1980 - 1989	14.29%	1
before 1980	0.00%	0
TOTAL		7

## Q2 How many post-doctoral training programs did you do following the completion of your PhD?

Answered: 7 Skipped: 0



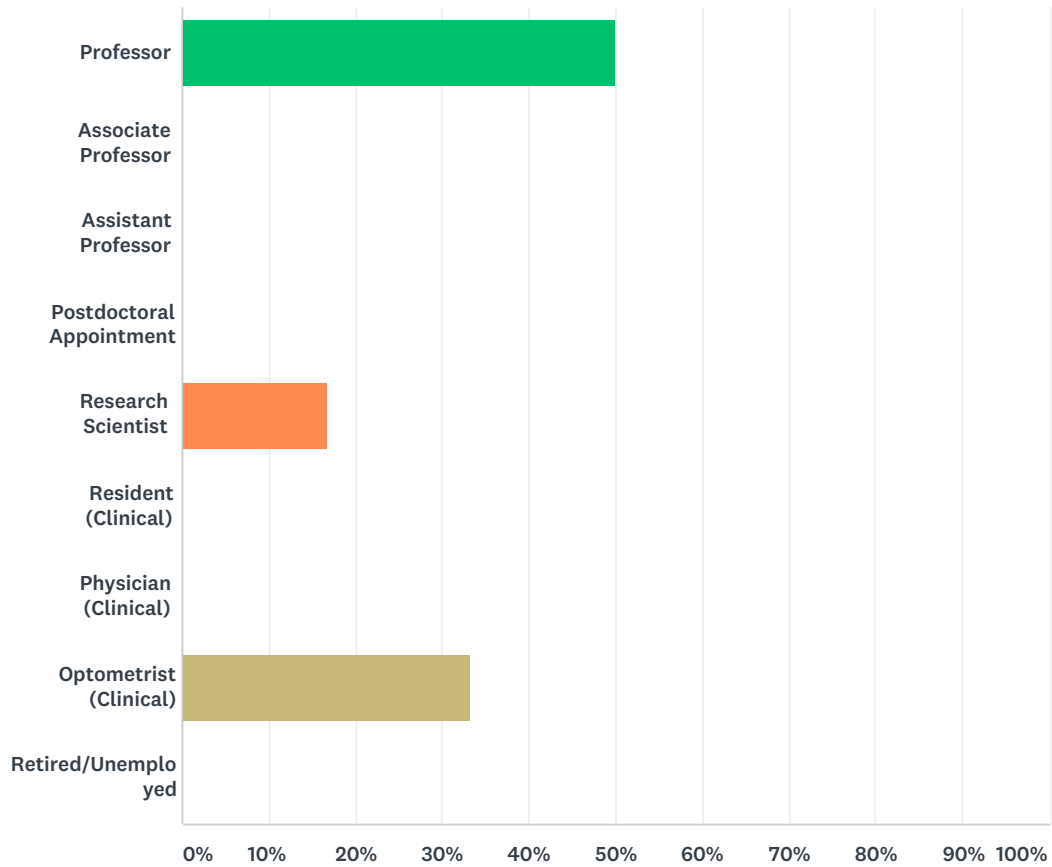
ANSWER CHOICES	RESPONSES	
None	100.00%	7
1	0.00%	0
2	0.00%	0
3 or more	0.00%	0
<b>TOTAL</b>		<b>7</b>

Q3 If you did post-doctoral training, please let us know where and with whom.

Answered: 0 Skipped: 7

## Q4 What best describes your current PRIMARY professional position?

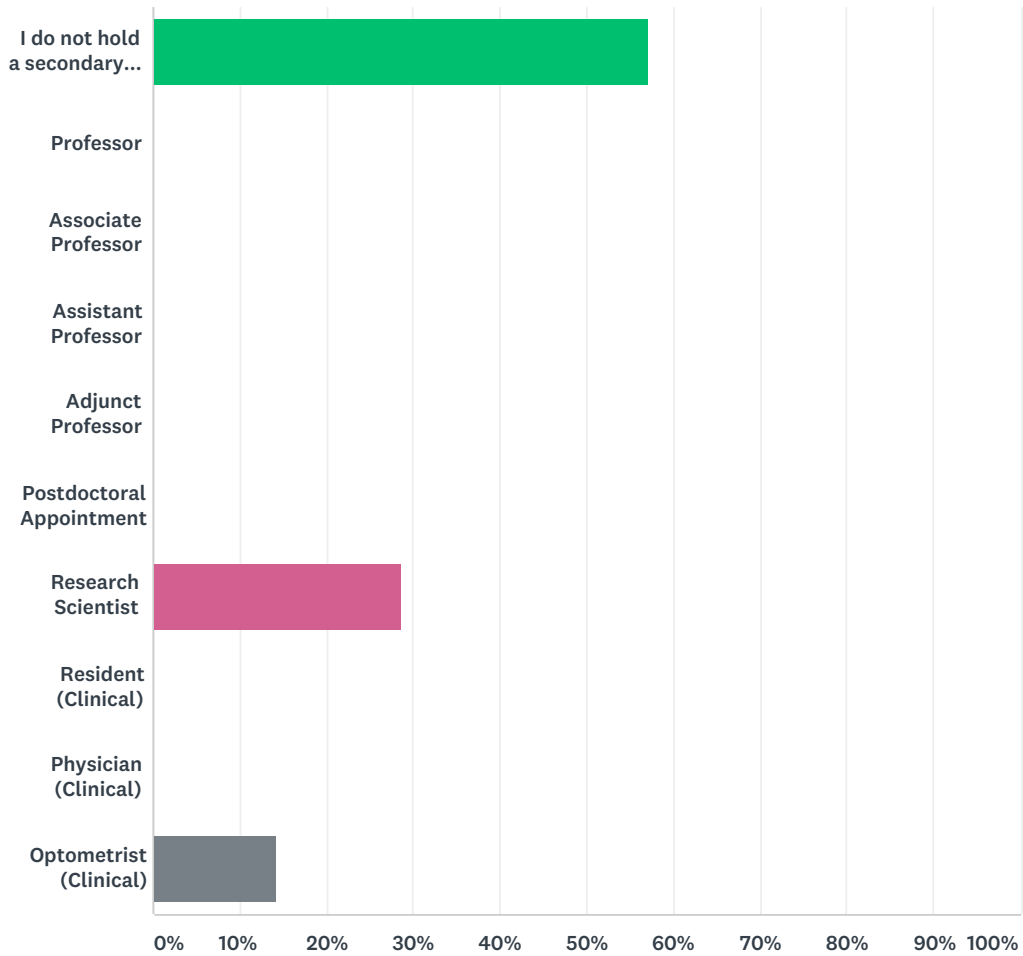
Answered: 6 Skipped: 1



ANSWER CHOICES	RESPONSES	
Professor	50.00%	3
Associate Professor	0.00%	0
Assistant Professor	0.00%	0
Postdoctoral Appointment	0.00%	0
Research Scientist	16.67%	1
Resident (Clinical)	0.00%	0
Physician (Clinical)	0.00%	0
Optometrist (Clinical)	33.33%	2
Retired/Unemployed	0.00%	0
<b>TOTAL</b>		<b>6</b>

## Q5 What best describes your current SECONDARY professional position?

Answered: 7 Skipped: 0

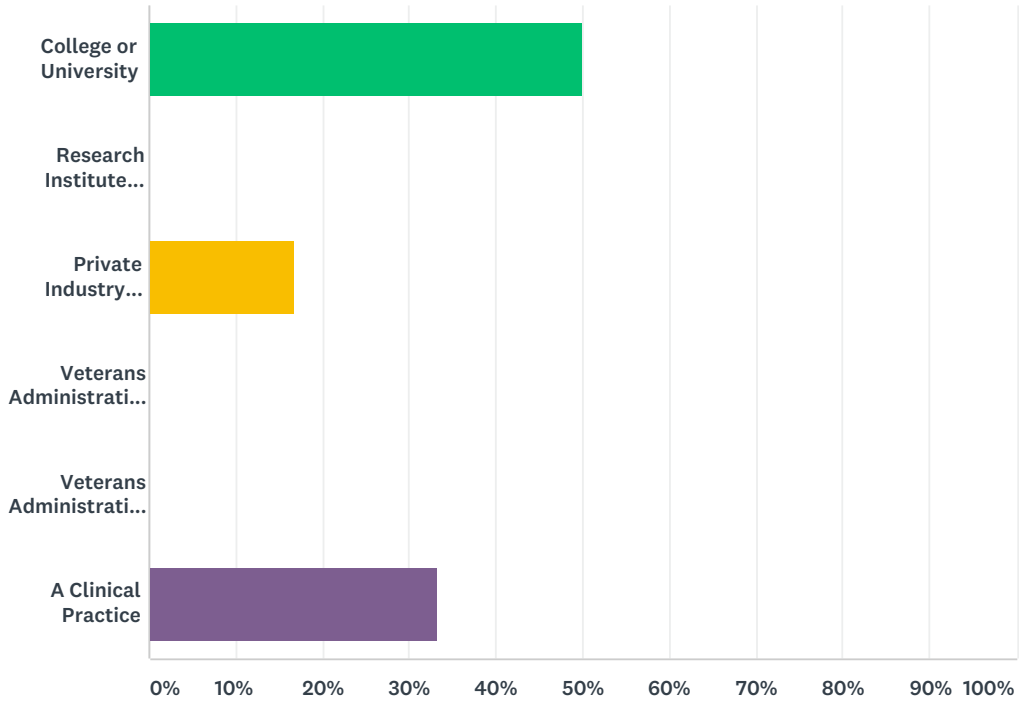


ANSWER CHOICES	RESPONSES	
I do not hold a secondary position.	57.14%	4
Professor	0.00%	0
Associate Professor	0.00%	0
Assistant Professor	0.00%	0
Adjunct Professor	0.00%	0
Postdoctoral Appointment	0.00%	0
Research Scientist	28.57%	2
Resident (Clinical)	0.00%	0
Physician (Clinical)	0.00%	0
Optometrist (Clinical)	14.29%	1



## Q6 What is your current primary place of employment?

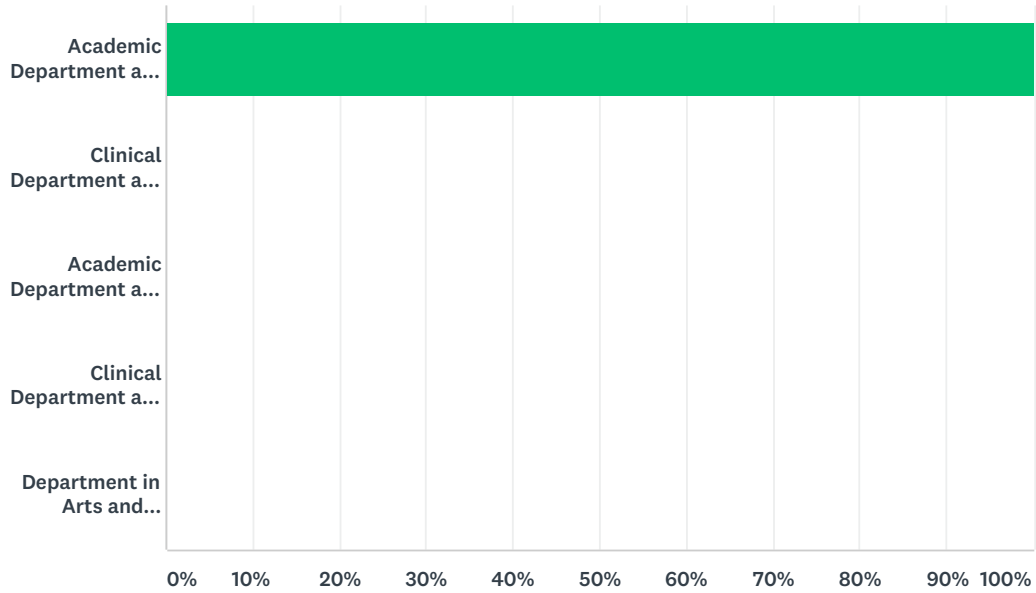
Answered: 6 Skipped: 1



ANSWER CHOICES	RESPONSES	
College or University	50.00%	3
Research Institute (not-for-profit)	0.00%	0
Private Industry (either employed or as a consultant)	16.67%	1
Veterans Administration Hospital as a Researcher	0.00%	0
Veterans Administration Hospital as a Clinician	0.00%	0
A Clinical Practice	33.33%	2
<b>TOTAL</b>		<b>6</b>

### Q7 If you hold a faculty position, what best describes your department?

Answered: 2 Skipped: 5

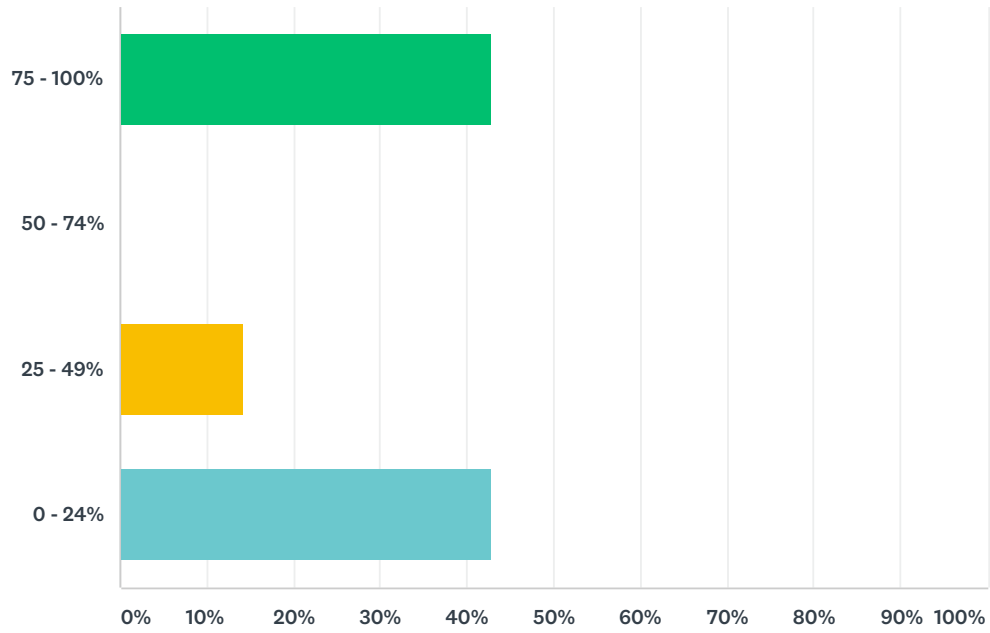


ANSWER CHOICES	RESPONSES	
Academic Department at a School/College of Optometry	100.00%	2
Clinical Department at a School/College of Optometry	0.00%	0
Academic Department at School/College of Medicine (e.g., physiology, pharmacology)	0.00%	0
Clinical Department at School/College of Medicine (e.g., ophthalmology)	0.00%	0
Department in Arts and Sciences (e.g., psychology, biology)	0.00%	0
<b>TOTAL</b>		<b>2</b>



## Q8 What percentage of you work time is devoted to research-related activities?

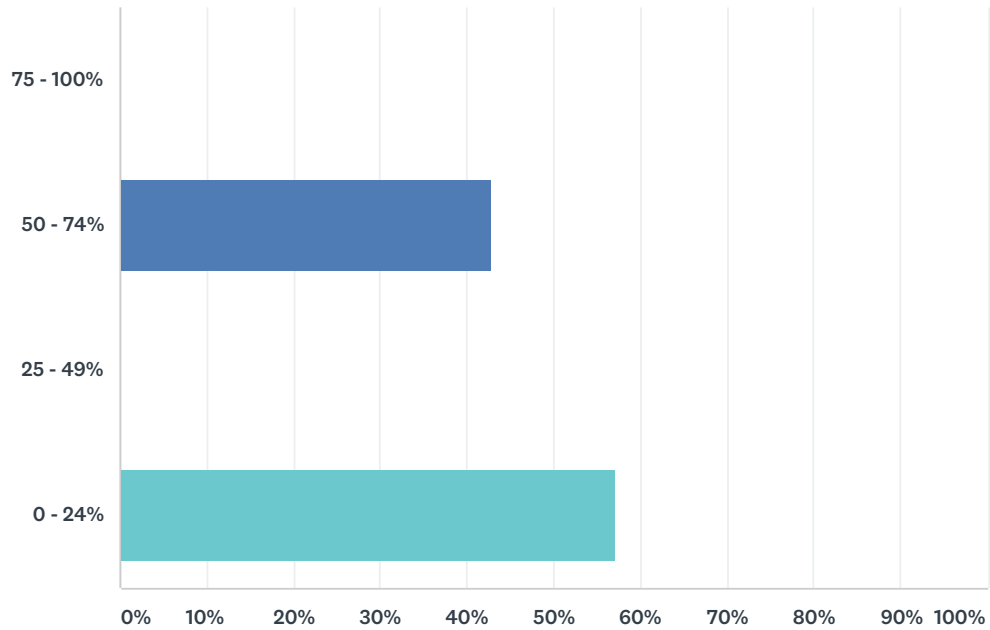
Answered: 7 Skipped: 0



ANSWER CHOICES	RESPONSES
75 - 100%	42.86% 3
50 - 74%	0.00% 0
25 - 49%	14.29% 1
0 - 24%	42.86% 3
TOTAL	7

## Q9 What percentage of your work time is devoted to teaching?

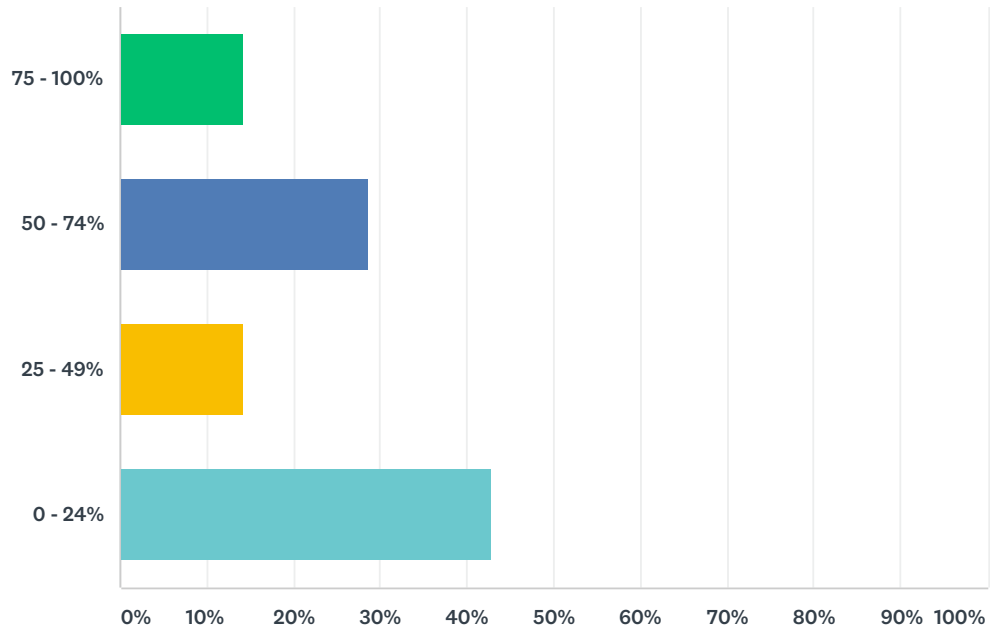
Answered: 7 Skipped: 0



ANSWER CHOICES	RESPONSES
75 - 100%	0.00% 0
50 - 74%	42.86% 3
25 - 49%	0.00% 0
0 - 24%	57.14% 4
TOTAL	7

## Q10 What percentage of your work time is devoted to patient care and related activities?

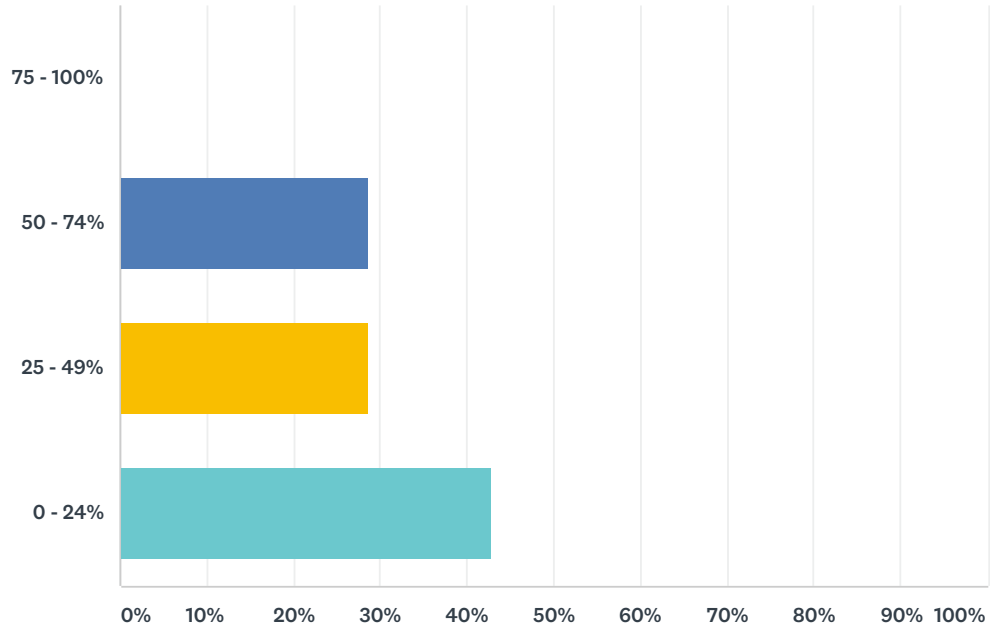
Answered: 7 Skipped: 0



ANSWER CHOICES	RESPONSES	
75 - 100%	14.29%	1
50 - 74%	28.57%	2
25 - 49%	14.29%	1
0 - 24%	42.86%	3
TOTAL		7

### Q11 What percentage of your work time is devoted to administration?

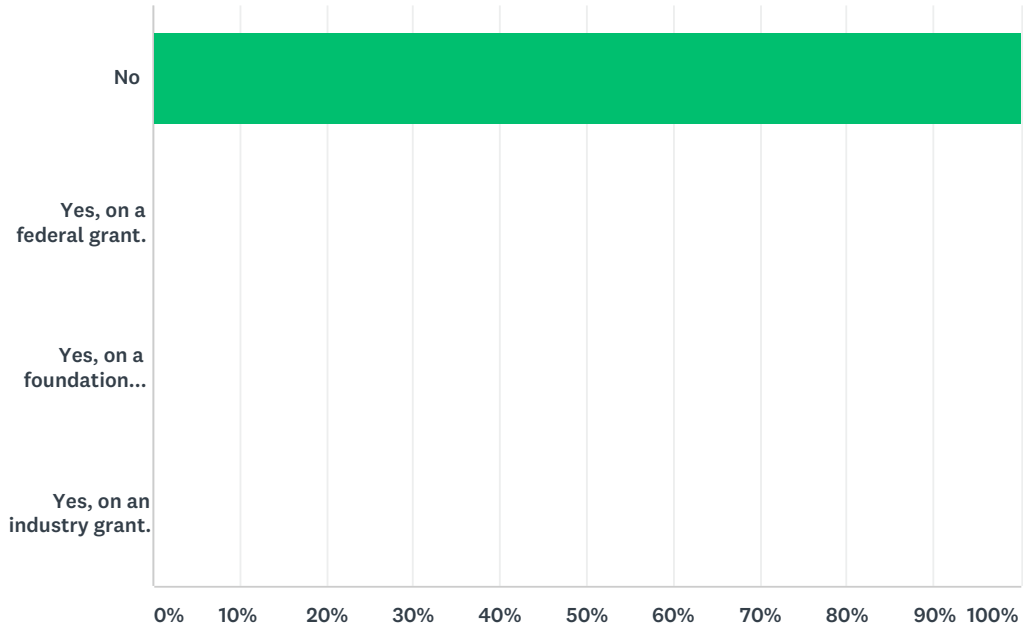
Answered: 7 Skipped: 0



ANSWER CHOICES	RESPONSES	
75 - 100%	0.00%	0
50 - 74%	28.57%	2
25 - 49%	28.57%	2
0 - 24%	42.86%	3
TOTAL		7

## Q12 Are you currently the PI on a grant?

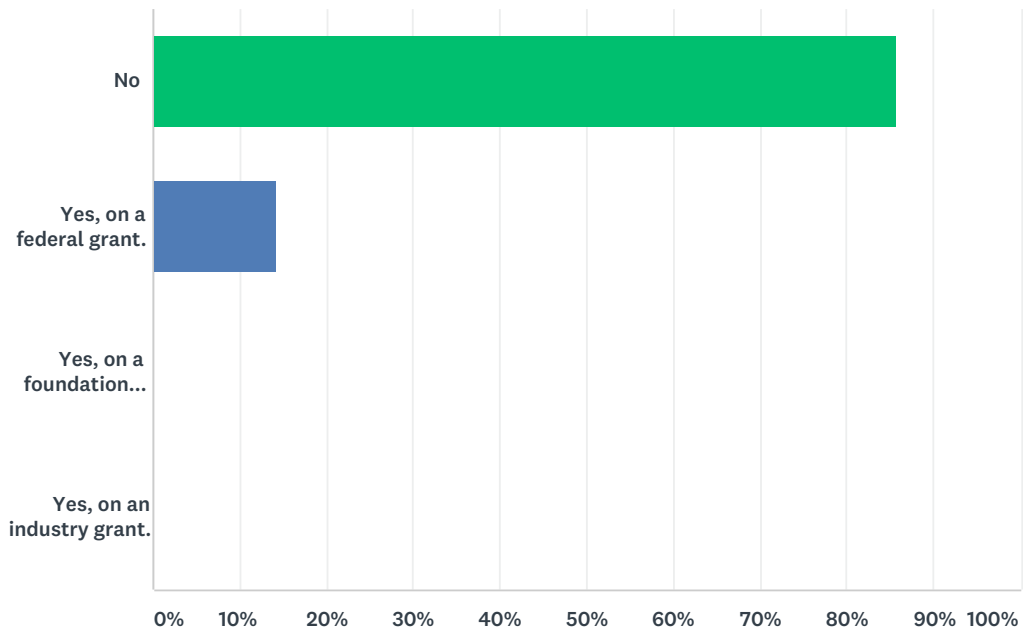
Answered: 7 Skipped: 0



ANSWER CHOICES	RESPONSES	
No	100.00%	7
Yes, on a federal grant.	0.00%	0
Yes, on a foundation grant.	0.00%	0
Yes, on an industry grant.	0.00%	0
TOTAL		7

### Q13 Have you been a principal investigator on a grant within the past 10 years?

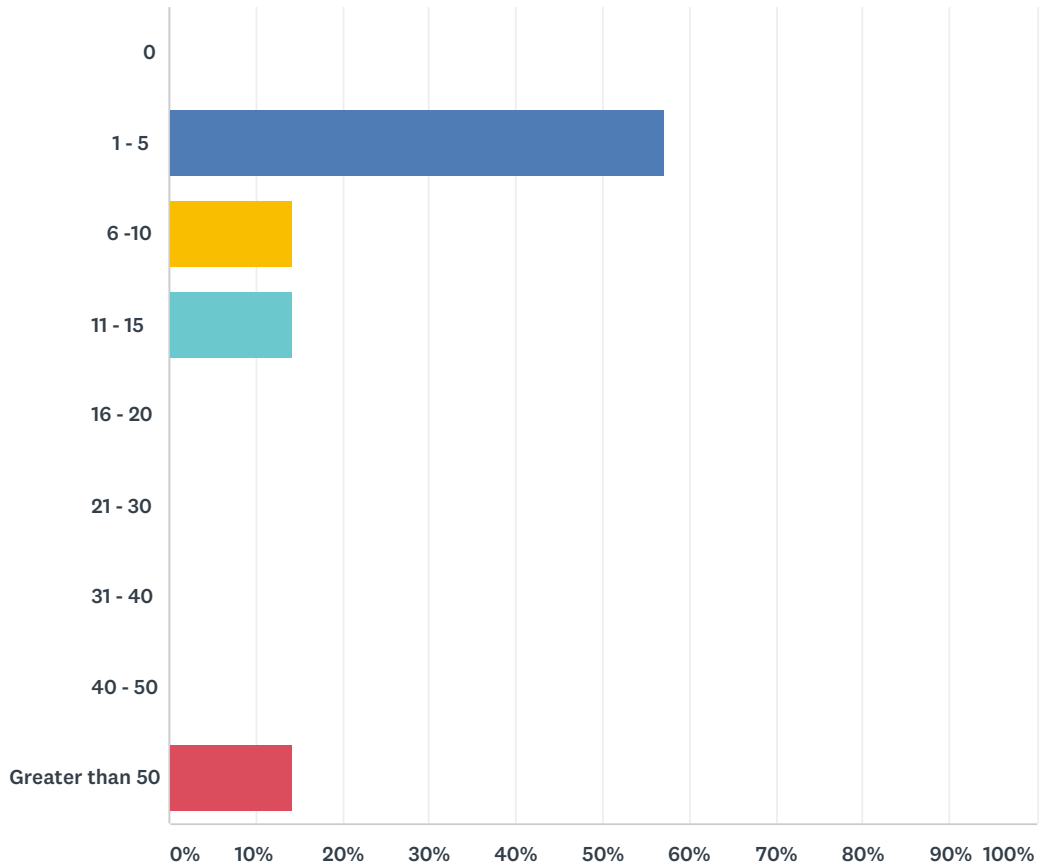
Answered: 7 Skipped: 0



ANSWER CHOICES	RESPONSES	
No	85.71%	6
Yes, on a federal grant.	14.29%	1
Yes, on a foundation grant.	0.00%	0
Yes, on an industry grant.	0.00%	0
<b>TOTAL</b>		<b>7</b>

### Q14 On how many research papers have you been an author? Please do NOT include abstracts.

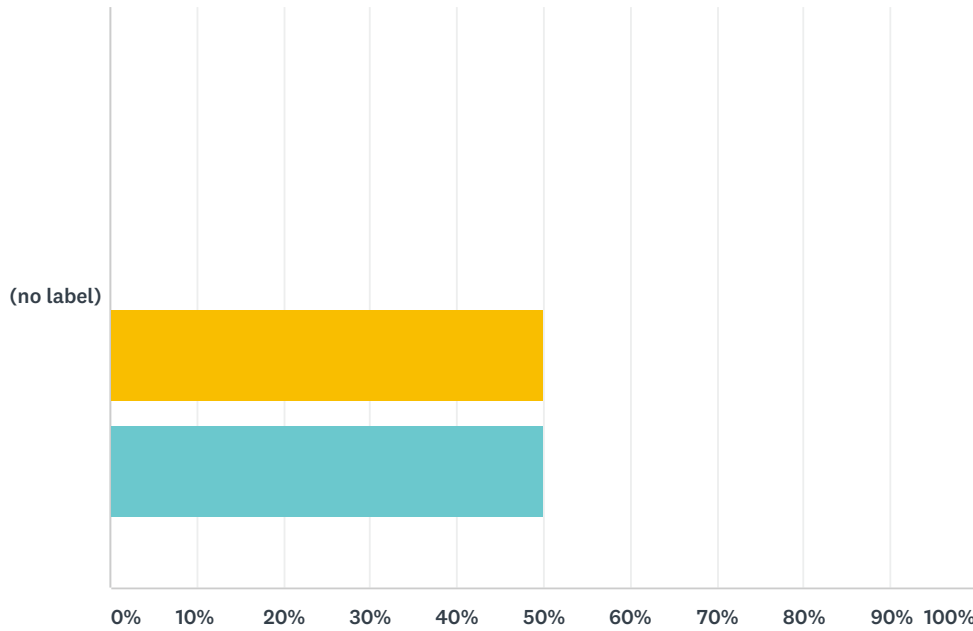
Answered: 7 Skipped: 0



ANSWER CHOICES	RESPONSES	
0	0.00%	0
1 - 5	57.14%	4
6 - 10	14.29%	1
11 - 15	14.29%	1
16 - 20	0.00%	0
21 - 30	0.00%	0
31 - 40	0.00%	0
40 - 50	0.00%	0
Greater than 50	14.29%	1
<b>TOTAL</b>		<b>7</b>

### Q15 The PhD education I received at SUNY prepared me well for a research career.

Answered: 6 Skipped: 1



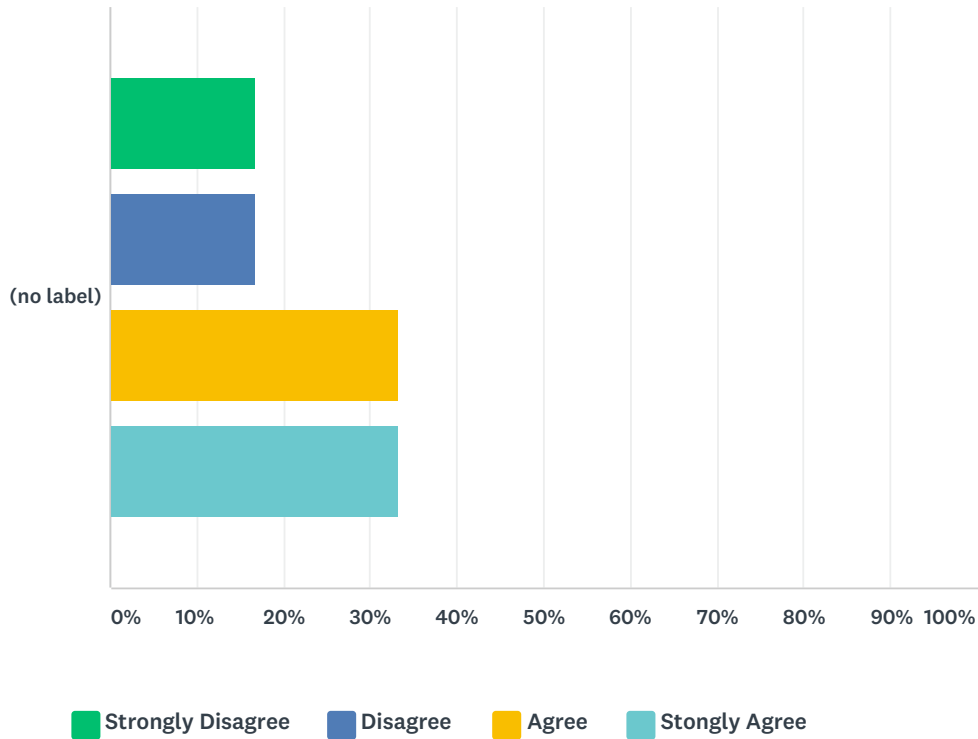
■ Strongly Disagree  
 ■ Disagree  
 ■ Agree  
 ■ Strongly Agree

	STRONGLY DISAGREE	DISAGREE	AGREE	STONGLY AGREE	TOTAL	WEIGHTED AVERAGE
(no label)	0.00% 0	0.00% 0	50.00% 3	50.00% 3	6	3.50



### Q16 If I could do it over it again, I would choose SUNY for my PhD education.

Answered: 6 Skipped: 1



	STRONGLY DISAGREE	DISAGREE	AGREE	STONGLY AGREE	TOTAL	WEIGHTED AVERAGE
(no label)	16.67%	16.67%	33.33%	33.33%	6	2.83
	1	1	2	2		

## Q17 What were the strengths of your PhD educational program?

Answered: 5 Skipped: 2

## Q18 How could the SUNY PhD program be improved?

Answered: 4 Skipped: 3

**Q19 Please feel free to provide us with any other comments regarding your SUNY PhD education?**

Answered: 2 Skipped: 5