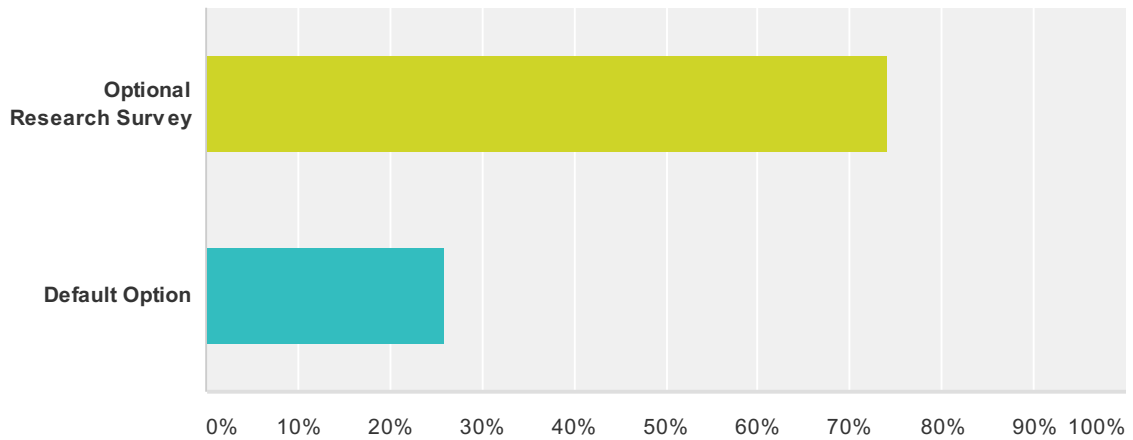


RESPONSE RATE =
54/75 = 72.0%

Q1 You may voluntarily agree to allow your survey results to be included in a data set that may be published. We would prefer that you select this option since it would allow us to publish summarized (not individual) outcomes data if we choose to do so. This is the Optional Research Survey. Alternatively, if you choose not to participate in the Optional Research Survey, you may select the Default Option. In both cases, your individual responses are anonymous. Which option is your choice?

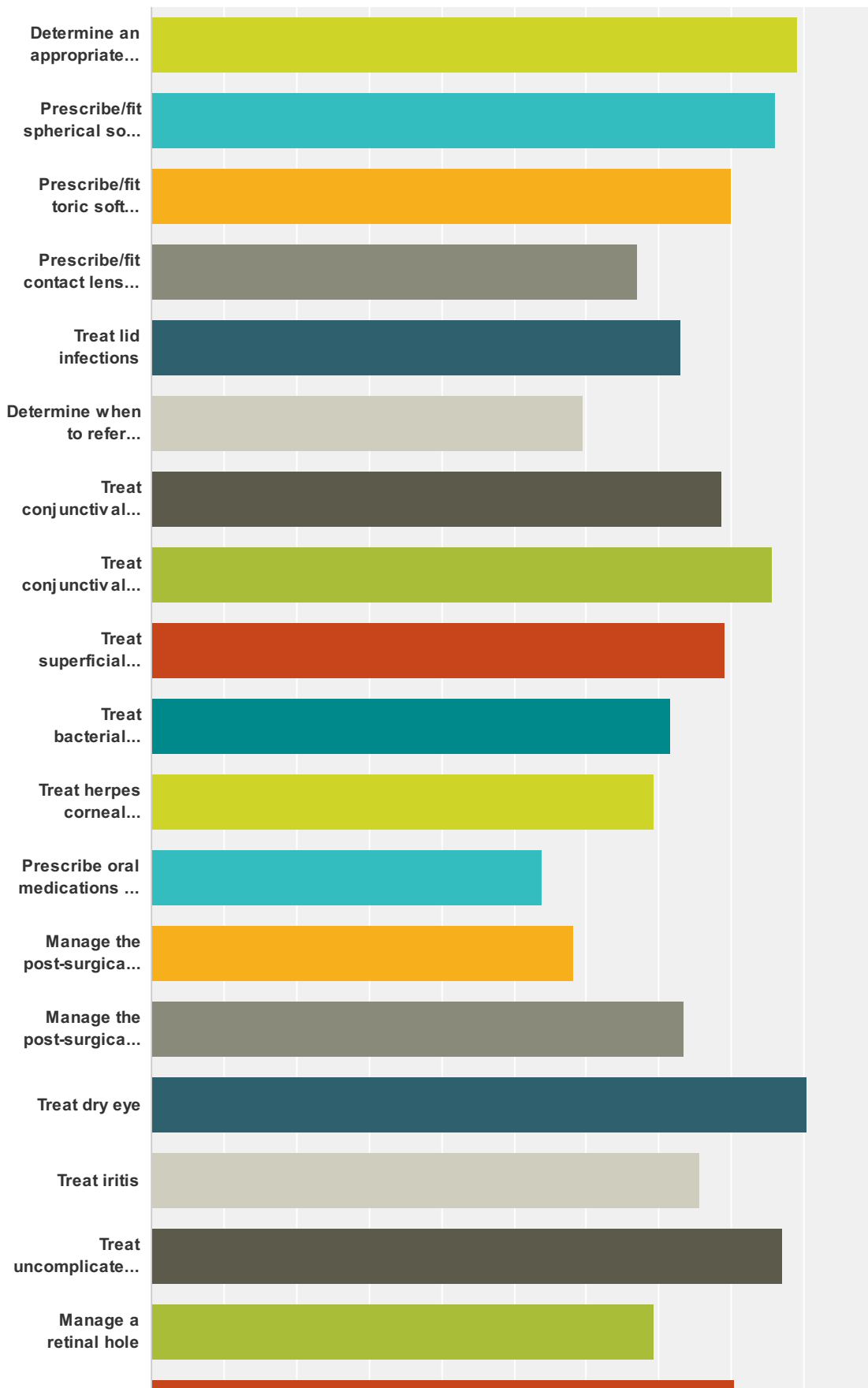
Answered: 54 Skipped: 0



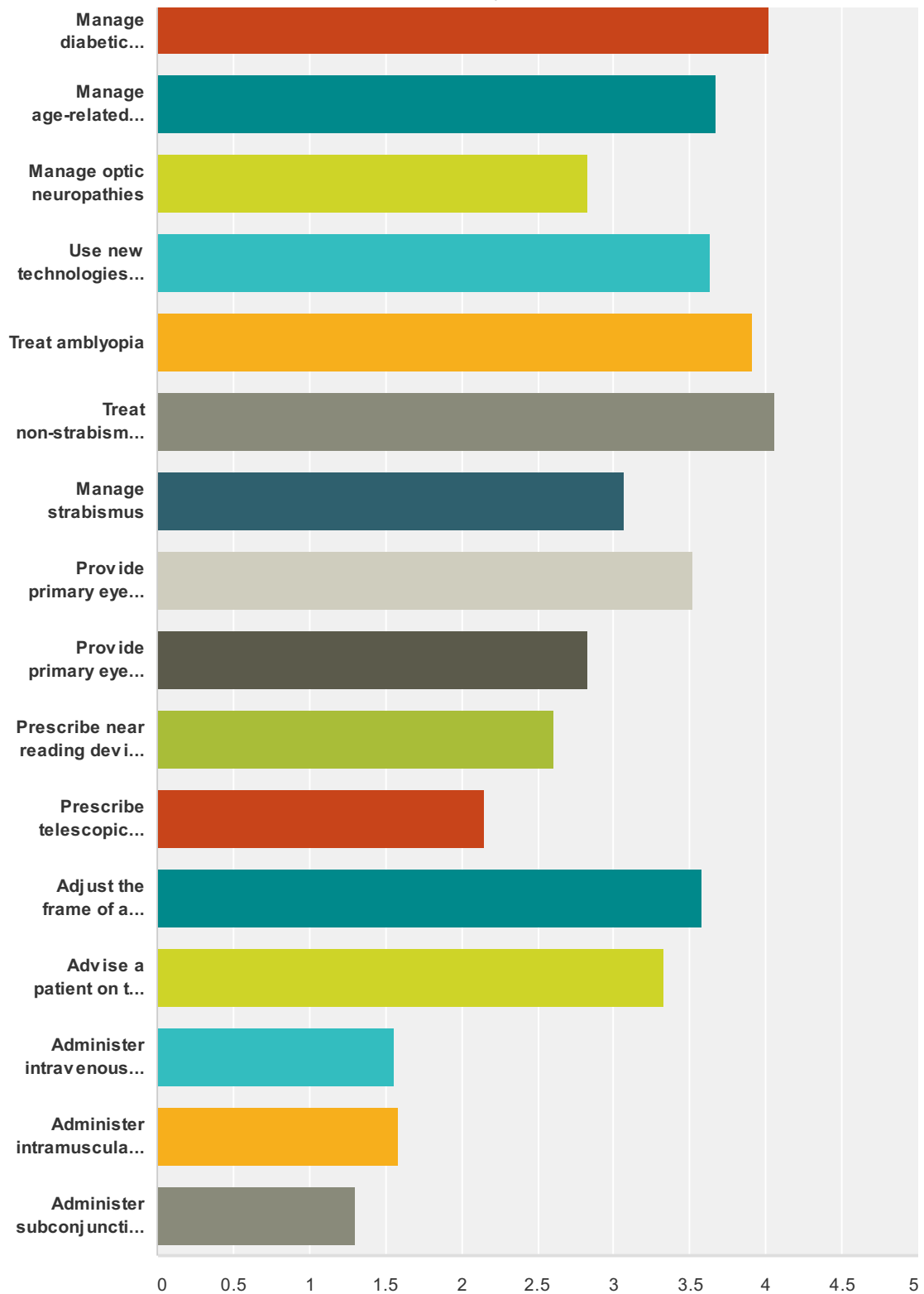
Answer Choices	Responses	
Optional Research Survey	74.07%	40
Default Option	25.93%	14
Total		54

Q2 Thinking of your current clinical skills, rate your preparedness to independently:

Answered: 54 Skipped: 0



OD Exit Survey 2014



	Underprepared	Somewhat underprepared	Prepared	Somewhat well prepared	Well prepared	Total	Average Rating
Determine an appropriate spectacle prescription to meet your patient's visual needs	0.00% 0	3.70% 2	11.11% 6	20.37% 11	64.81% 35	54	4.46
Prescribe/fit spherical soft contact lenses	1.85% 1	3.70% 2	16.67% 9	18.52% 10	59.26% 32	54	4.30

OD Exit Survey 2014

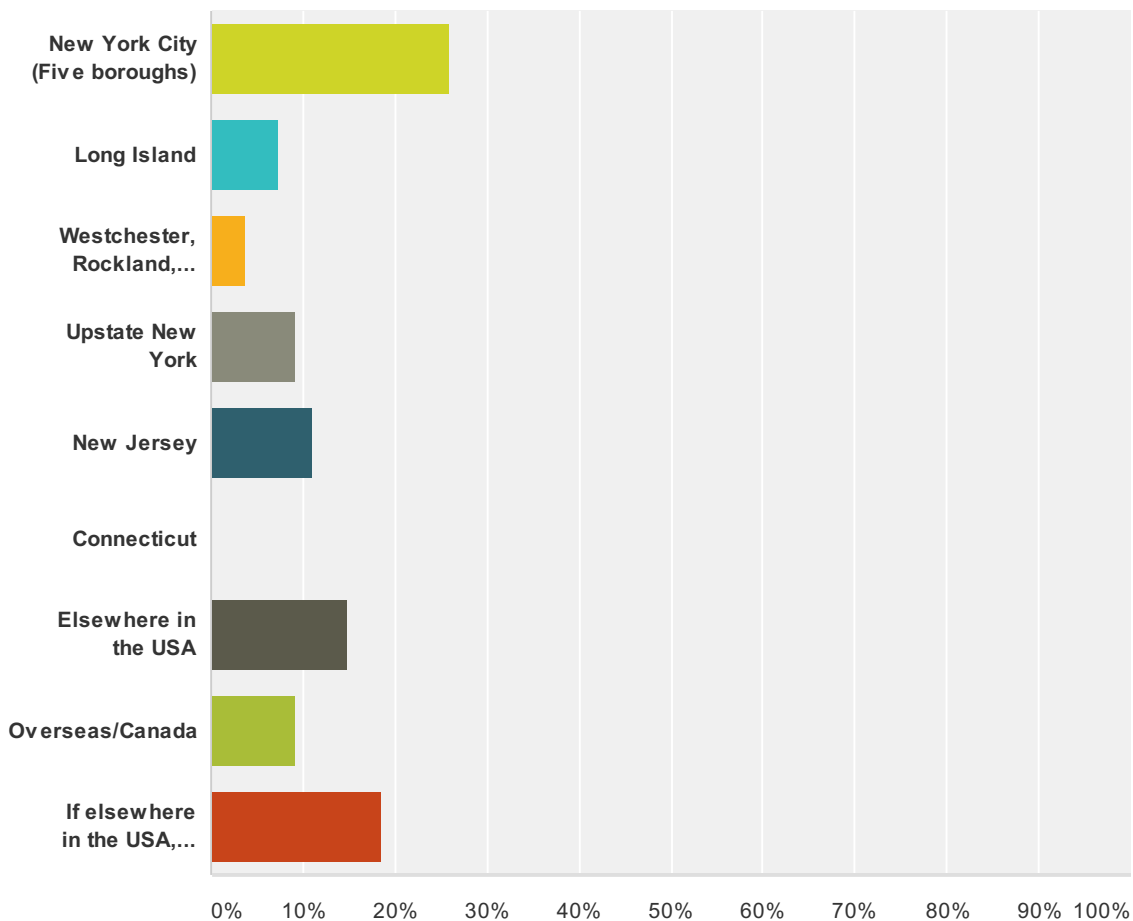
Prescribe/fit toric soft contact lenses	1.85% 1	9.26% 5	16.67% 9	31.48% 17	40.74% 22	54	4.00
Prescribe/fit contact lenses for presbyopes	5.56% 3	22.22% 12	20.37% 11	35.19% 19	16.67% 9	54	3.35
Treat lid infections	0.00% 0	11.11% 6	35.19% 19	31.48% 17	22.22% 12	54	3.65
Determine when to refer lesions of the adnexa for biopsy	5.56% 3	29.63% 16	33.33% 18	24.07% 13	7.41% 4	54	2.98
Treat conjunctival infection	0.00% 0	5.56% 3	25.93% 14	37.04% 20	31.48% 17	54	3.94
Treat conjunctival allergy	0.00% 0	0.00% 0	18.87% 10	33.96% 18	47.17% 25	53	4.28
Treat superficial trauma to the cornea (non-stromal)	0.00% 0	3.77% 2	28.30% 15	35.85% 19	32.08% 17	53	3.96
Treat bacterial corneal infection	0.00% 0	11.32% 6	37.74% 20	32.08% 17	18.87% 10	53	3.58
Treat herpes corneal infection	1.89% 1	20.75% 11	28.30% 15	26.42% 14	22.64% 12	53	3.47
Prescribe oral medications to treat eye disease	18.52% 10	31.48% 17	20.37% 11	22.22% 12	7.41% 4	54	2.69
Manage the post-surgical care of patients who have undergone refractive surgery	12.96% 7	27.78% 15	31.48% 17	11.11% 6	16.67% 9	54	2.91
Manage the post-surgical care of patients who have undergone cataract surgery	1.85% 1	16.67% 9	25.93% 14	24.07% 13	31.48% 17	54	3.67
Treat dry eye	0.00% 0	1.85% 1	11.11% 6	20.37% 11	66.67% 36	54	4.52
Treat iritis	1.85% 1	5.56% 3	38.89% 21	20.37% 11	33.33% 18	54	3.78
Treat uncomplicated primary open angle glaucoma	0.00% 0	1.85% 1	16.67% 9	25.93% 14	55.56% 30	54	4.35
Manage a retinal hole	1.89% 1	13.21% 7	37.74% 20	30.19% 16	16.98% 9	53	3.47
Manage diabetic retinopathy	0.00% 0	1.85% 1	35.19% 19	22.22% 12	40.74% 22	54	4.02
Manage age-related macular degeneration	0.00% 0	9.26% 5	35.19% 19	35.19% 19	20.37% 11	54	3.67
Manage optic neuropathies	7.41% 4	31.48% 17	37.04% 20	18.52% 10	5.56% 3	54	2.83
Use new technologies and interpret their results	0.00% 0	12.96% 7	33.33% 18	31.48% 17	22.22% 12	54	3.63
Treat amblyopia	0.00% 0	1.85% 1	37.04% 20	29.63% 16	31.48% 17	54	3.91
Treat non-strabismic binocular conditions	0.00% 0	1.89% 1	28.30% 15	32.08% 17	37.74% 20	53	4.06
Manage strabismus	9.26% 5	22.22% 12	31.48% 17	25.93% 14	11.11% 6	54	3.07
Provide primary eye care for preschoolers (ages 3-5)	1.85% 1	16.67% 9	31.48% 17	27.78% 15	22.22% 12	54	3.52

OD Exit Survey 2014

Provide primary eye care for infants and toddlers (2 yrs or younger)	16.67% 9	31.48% 17	20.37% 11	14.81% 8	16.67% 9	54	2.83
Prescribe near reading devices for patients with low vision	20.37% 11	33.33% 18	18.52% 10	20.37% 11	7.41% 4	54	2.61
Prescribe telescopic devices for patients with low vision	33.33% 18	37.04% 20	14.81% 8	11.11% 6	3.70% 2	54	2.15
Adjust the frame of a patient's spectacles	5.66% 3	11.32% 6	32.08% 17	20.75% 11	30.19% 16	53	3.58
Advise a patient on the various progressive lens options	5.56% 3	24.07% 13	25.93% 14	20.37% 11	24.07% 13	54	3.33
Administer intravenous injections	66.67% 36	18.52% 10	11.11% 6	0.00% 0	3.70% 2	54	1.56
Administer intramuscular injections	68.52% 37	11.11% 6	14.81% 8	3.70% 2	1.85% 1	54	1.59
Administer subconjunctival injections	79.63% 43	14.81% 8	1.85% 1	3.70% 2	0.00% 0	54	1.30

Q3 Where was your legal residence prior to attending SUNY optometry?

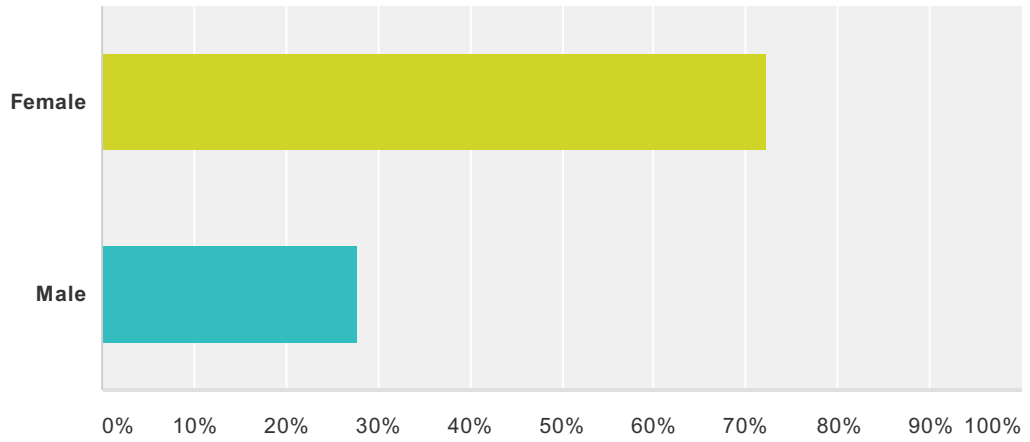
Answered: 54 Skipped: 0



Answer Choices	Responses
New York City (Five boroughs)	25.93% 14
Long Island	7.41% 4
Westchester, Rockland, Sullivan, Dutchess, Ulster, Orange or Putman County	3.70% 2
Upstate New York	9.26% 5
New Jersey	11.11% 6
Connecticut	0.00% 0
Elsewhere in the USA	14.81% 8
Overseas/Canada	9.26% 5
If elsewhere in the USA, which state?	18.52% 10
Total	54

Q4 What is your gender?

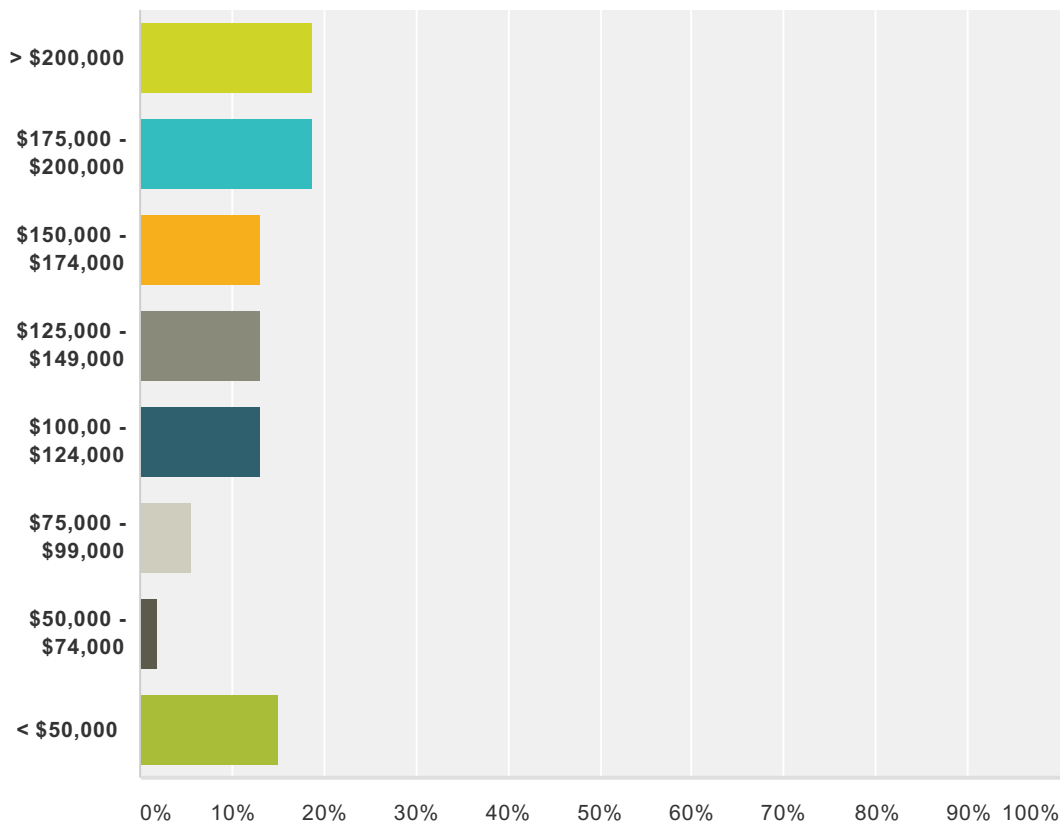
Answered: 54 Skipped: 0



Answer Choices	Responses	
Female	72.22%	39
Male	27.78%	15
Total		54

Q5 Upon completion of optometry school, what will be your total (undergraduate and graduate) educational indebtedness?

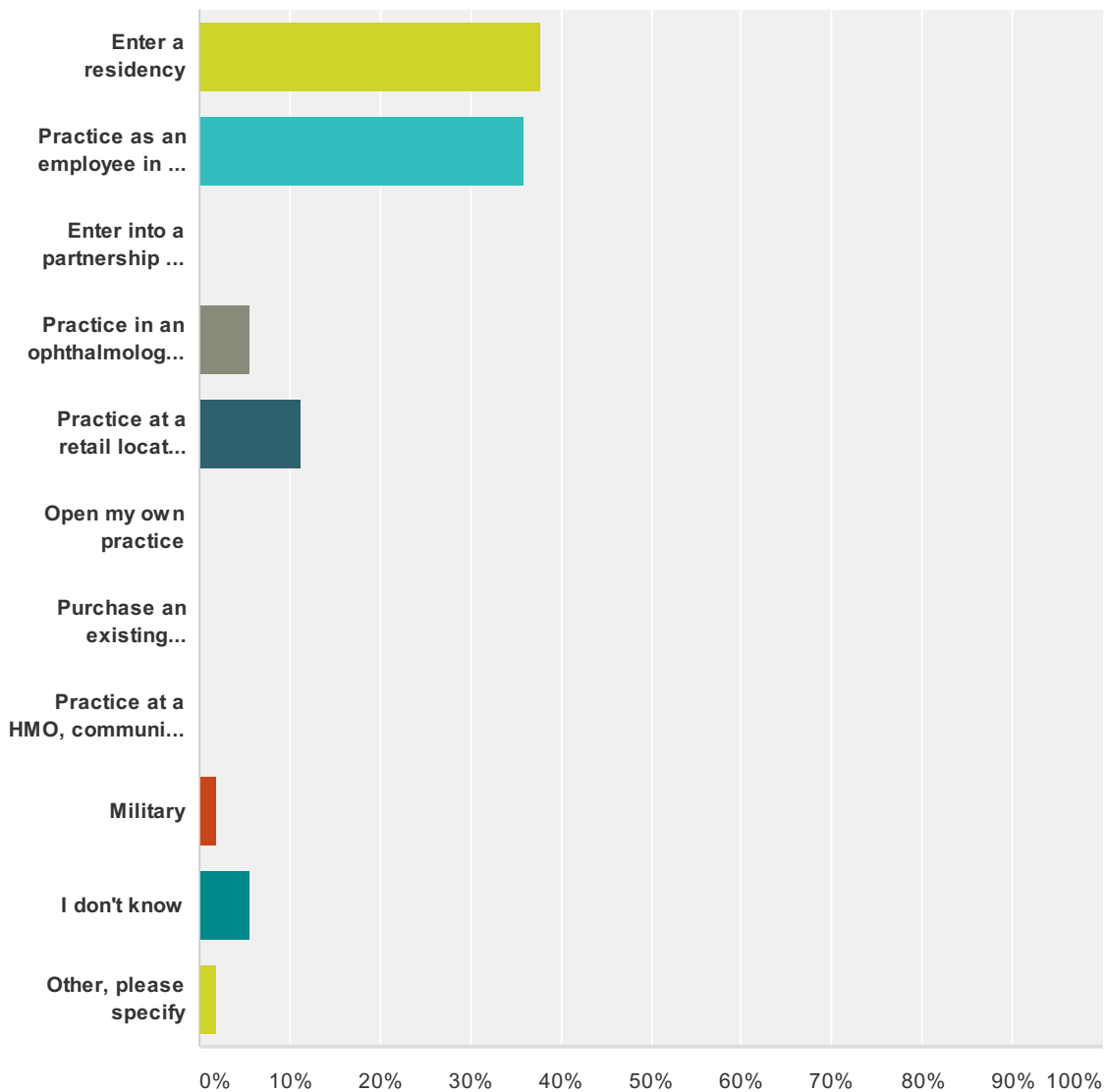
Answered: 53 Skipped: 1



Answer Choices	Responses	Count
> \$200,000	18.87%	10
\$175,000 - \$200,000	18.87%	10
\$150,000 - \$174,000	13.21%	7
\$125,000 - \$149,000	13.21%	7
\$100,000 - \$124,000	13.21%	7
\$75,000 - \$99,000	5.66%	3
\$50,000 - \$74,000	1.89%	1
< \$50,000	15.09%	8
Total		53

Q6 What do you expect will be your primary optometric position immediately after you graduate?

Answered: 53 Skipped: 1



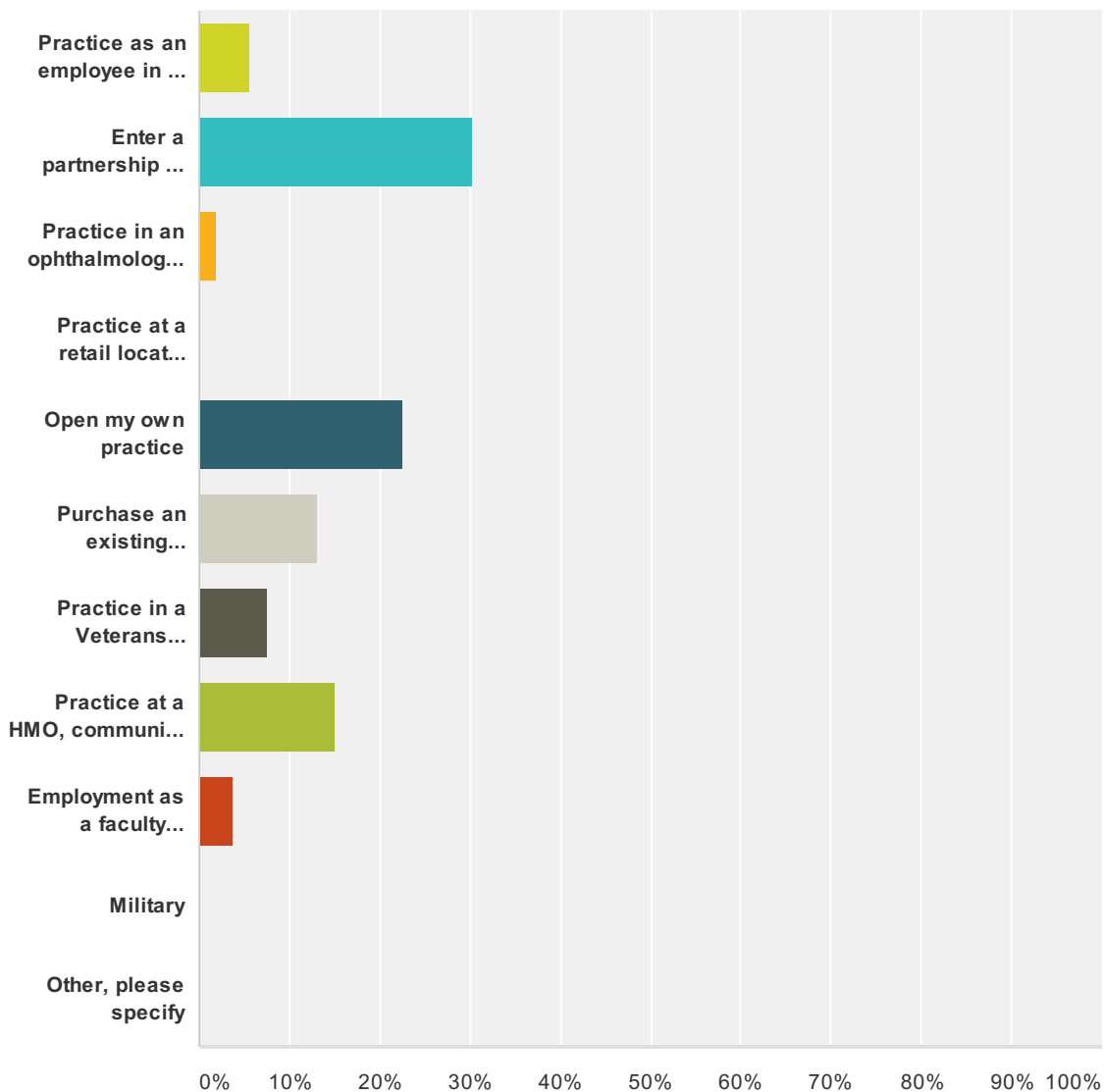
Answer Choices	Responses
Enter a residency	37.74% 20
Practice as an employee in an optometrist's office	35.85% 19
Enter into a partnership in an optometric practice	0.00% 0
Practice in an ophthalmologist's office	5.66% 3
Practice at a retail location (optical or chain)	11.32% 6
Open my own practice	0.00% 0
Purchase an existing practice	0.00% 0
Practice at a HMO, community clinic or hospital	0.00% 0

OD Exit Survey 2014

Military	1.89%	1
I don't know	5.66%	3
Other, please specify	1.89%	1
Total		53

Q7 What is your primary long-term career goal?

Answered: 53 Skipped: 1



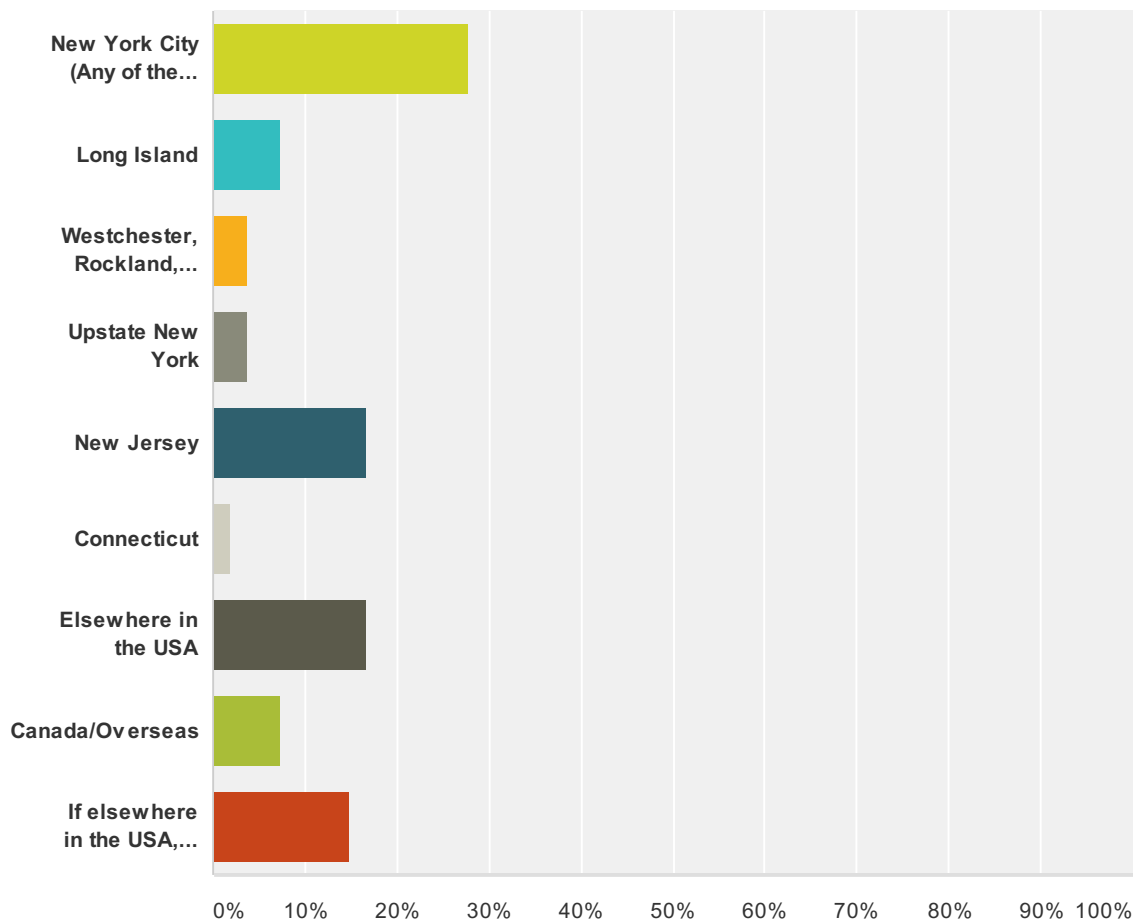
Answer Choices	Responses
Practice as an employee in an optometrist's office	5.66% 3
Enter a partnership in an optometric practice	30.19% 16
Practice in an ophthalmologist's office	1.89% 1
Practice at a retail location (optical or chain)	0.00% 0
Open my own practice	22.64% 12
Purchase an existing practice	13.21% 7
Practice in a Veterans Administration Facility	7.55% 4
Practice at a HMO, community clinic or hospital (other than a VA hospital)	15.09% 8
Employment as a faculty member at a school/college of optometry	3.77% 2

OD Exit Survey 2014

Military	0.00%	0
Other, please specify	0.00%	0
Total		53

Q8 What are your long-term plans for where you will practice optometry?

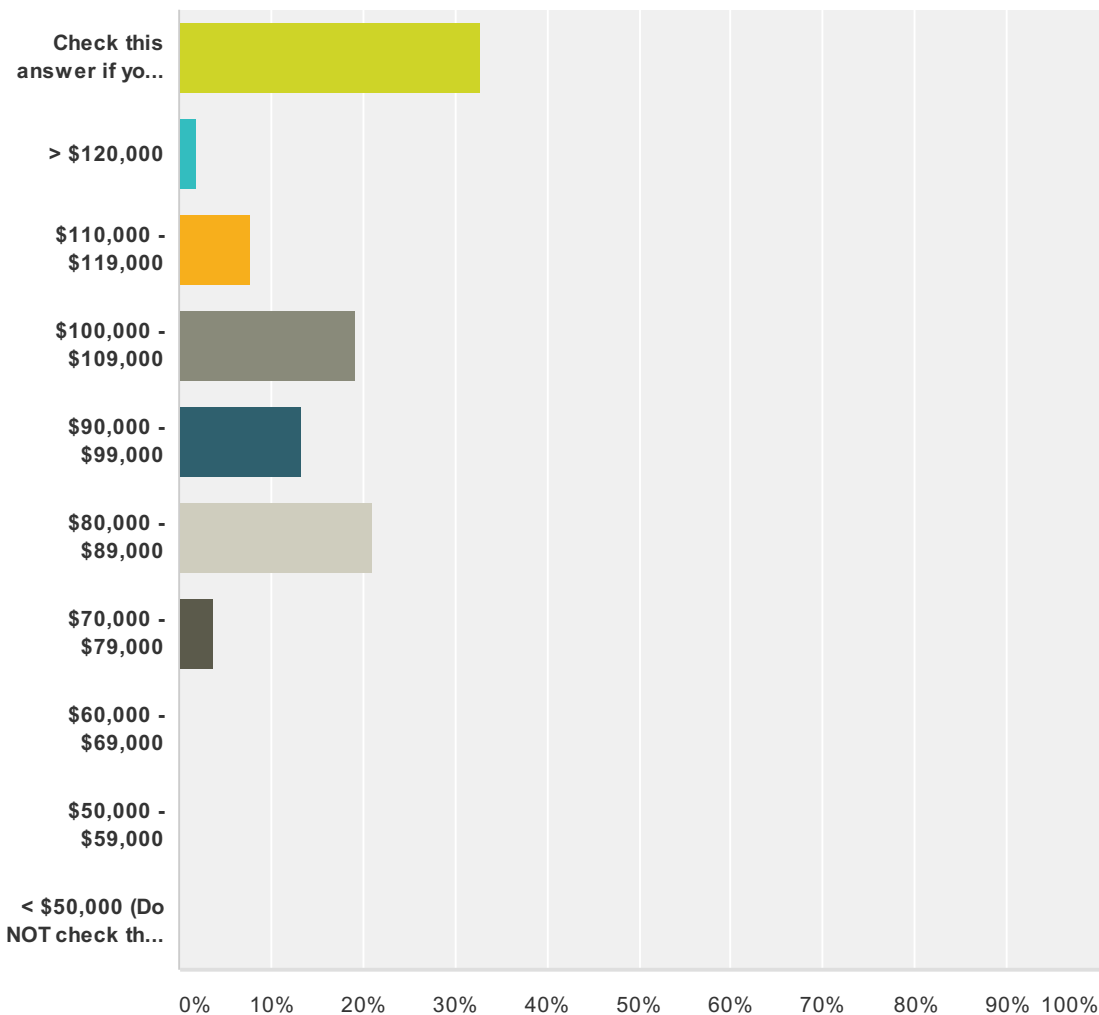
Answered: 54 Skipped: 0



Answer Choices	Responses	
New York City (Any of the five boroughs)	27.78%	15
Long Island	7.41%	4
Westchester, Rockland, Sullivan, Dutchess, Ulster, Orange or Putnam County	3.70%	2
Upstate New York	3.70%	2
New Jersey	16.67%	9
Connecticut	1.85%	1
Elsewhere in the USA	16.67%	9
Canada/Overseas	7.41%	4
If elsewhere in the USA, which state?	14.81%	8
Total		54

Q9 What optometric income do you expect to earn in your first full year of practice following graduation?

Answered: 52 Skipped: 2



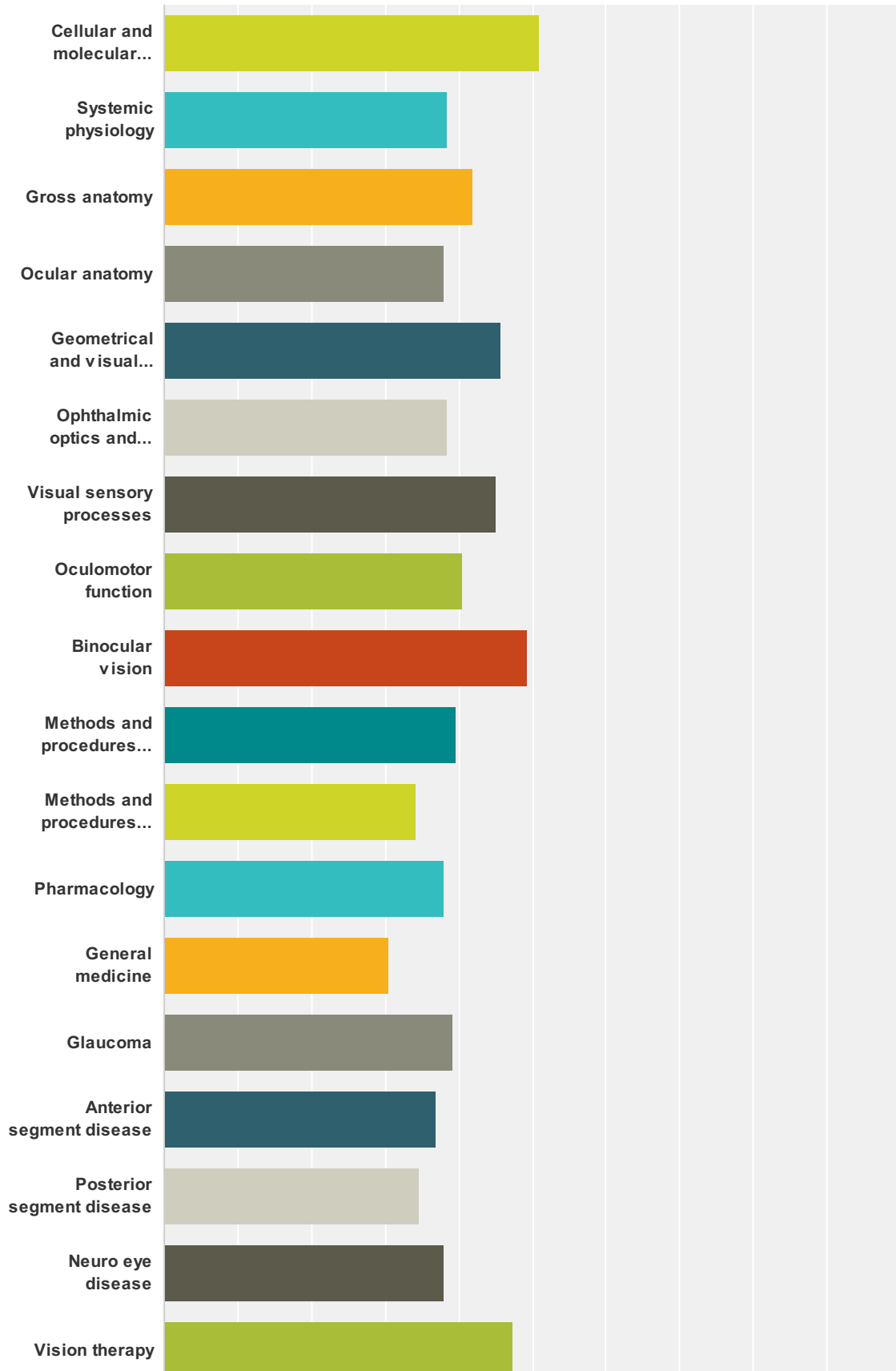
Answer Choices	Responses	
Check this answer if you are doing a residency next year	32.69%	17
> \$120,000	1.92%	1
\$110,000 - \$119,000	7.69%	4
\$100,000 - \$109,000	19.23%	10
\$90,000 - \$99,000	13.46%	7
\$80,000 - \$89,000	21.15%	11
\$70,000 - \$79,000	3.85%	2
\$60,000 - \$69,000	0.00%	0
\$50,000 - \$59,000	0.00%	0

OD Exit Survey 2014

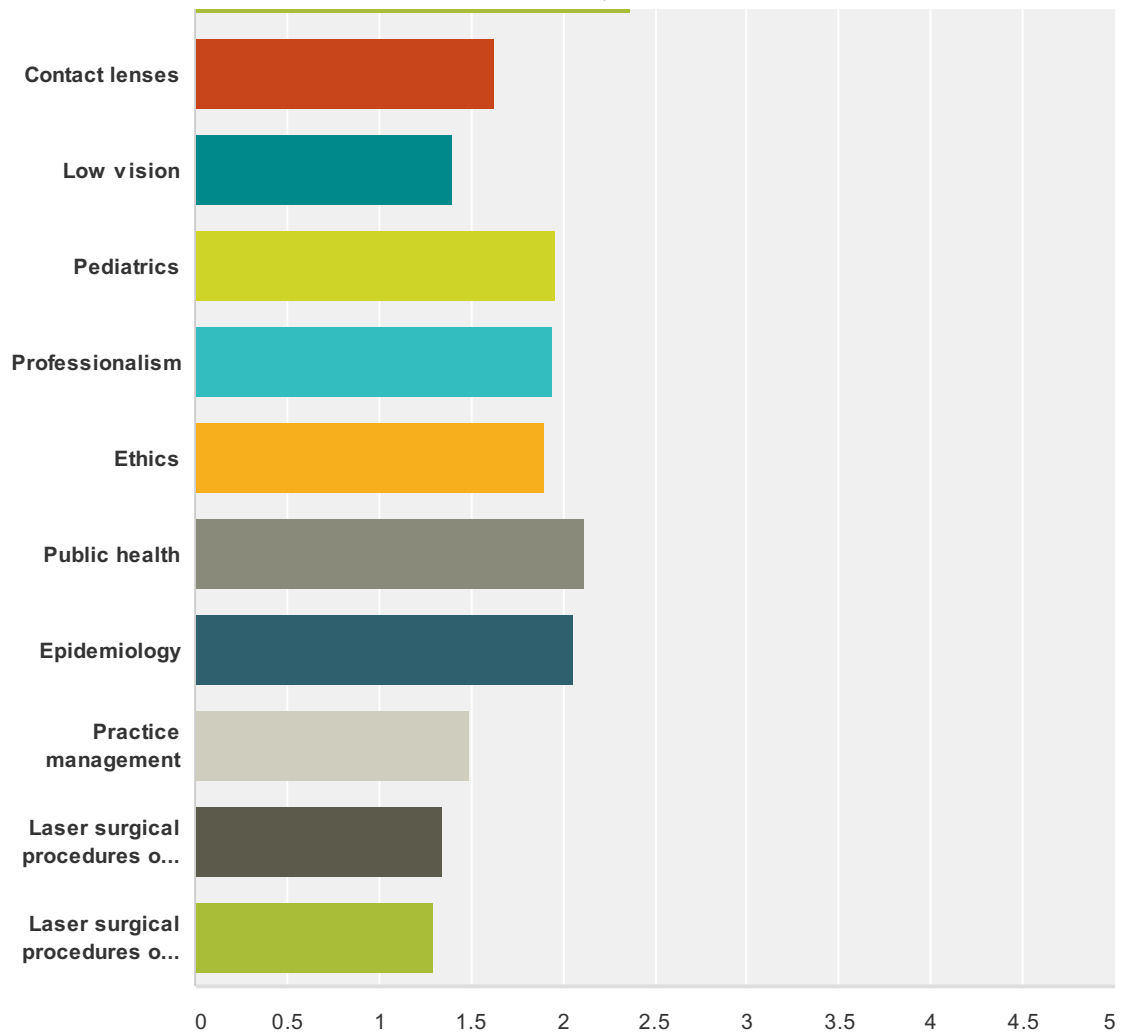
< \$50,000 (Do NOT check this answer if you will be doing a residency next year)	0.00%	0
Total		52

Q10 Thinking of course work only (lectures and labs), how would you rate the amount of time devoted to the following topics:

Answered: 52 Skipped: 2



OD Exit Survey 2014



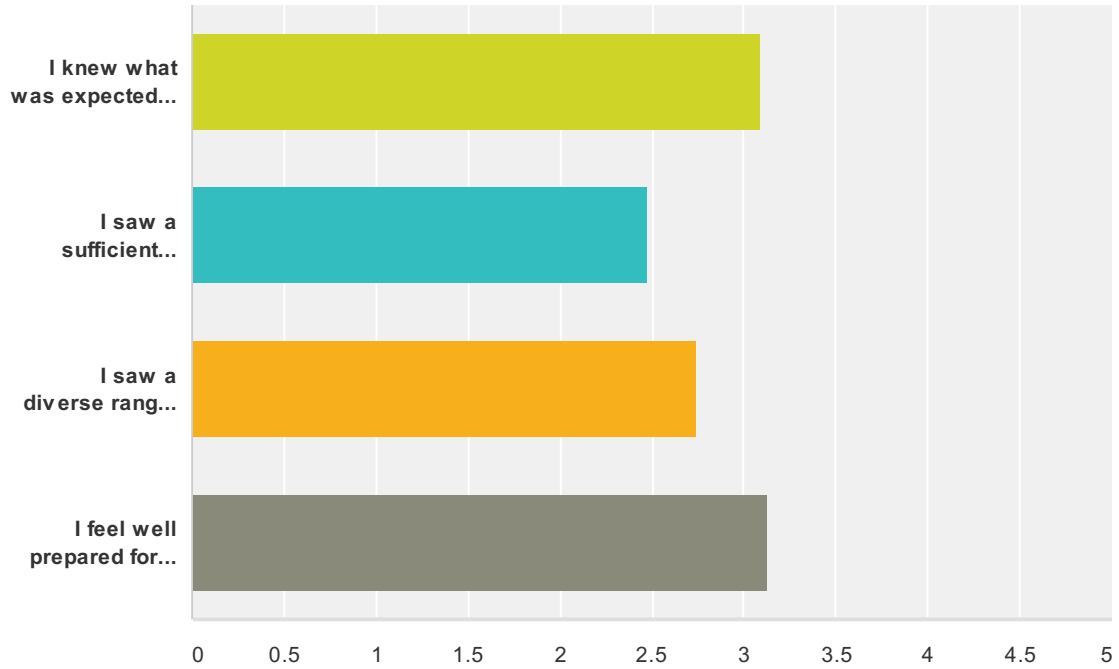
	Not enough	Just right	Too much	Total	Average Rating
Cellular and molecular biology	0.00% 0	45.10% 23	54.90% 28	51	2.55
Systemic physiology	19.23% 10	69.23% 36	11.54% 6	52	1.92
Gross anatomy	7.69% 4	75.00% 39	17.31% 9	52	2.10
Ocular anatomy	9.62% 5	90.38% 47	0.00% 0	52	1.90
Geometrical and visual optics	3.85% 2	63.46% 33	32.69% 17	52	2.29
Ophthalmic optics and dispensing	13.46% 7	80.77% 42	5.77% 3	52	1.92
Visual sensory processes	0.00% 0	75.00% 39	25.00% 13	52	2.25
Oculomotor function	5.77% 3	86.54% 45	7.69% 4	52	2.02
Binocular vision	0.00% 0	53.85% 28	46.15% 24	52	2.46

OD Exit Survey 2014

Methods and procedures related to refraction	7.69% 4	86.54% 45	5.77% 3	52	1.98
Methods and procedures related to evaluation of health of ocular tissues	28.85% 15	71.15% 37	0.00% 0	52	1.71
Pharmacology	13.46% 7	82.69% 43	3.85% 2	52	1.90
General medicine	51.92% 27	44.23% 23	3.85% 2	52	1.52
Glaucoma	5.88% 3	92.16% 47	1.96% 1	51	1.96
Anterior segment disease	15.38% 8	84.62% 44	0.00% 0	52	1.85
Posterior segment disease	26.92% 14	73.08% 38	0.00% 0	52	1.73
Neuro eye disease	9.62% 5	90.38% 47	0.00% 0	52	1.90
Vision therapy	1.92% 1	59.62% 31	38.46% 20	52	2.37
Contact lenses	36.54% 19	63.46% 33	0.00% 0	52	1.63
Low vision	61.54% 32	36.54% 19	1.92% 1	52	1.40
Pediatrics	9.62% 5	84.62% 44	5.77% 3	52	1.96
Professionalism	9.62% 5	86.54% 45	3.85% 2	52	1.94
Ethics	11.54% 6	86.54% 45	1.92% 1	52	1.90
Public health	11.54% 6	65.38% 34	23.08% 12	52	2.12
Epidemiology	5.77% 3	82.69% 43	11.54% 6	52	2.06
Practice management	56.86% 29	37.25% 19	5.88% 3	51	1.49
Laser surgical procedures of the anterior segment	65.38% 34	34.62% 18	0.00% 0	52	1.35
Laser surgical procedures of the posterior segment	71.15% 37	28.85% 15	0.00% 0	52	1.29

Q11 Thinking of my on-campus Primary Care rotation:

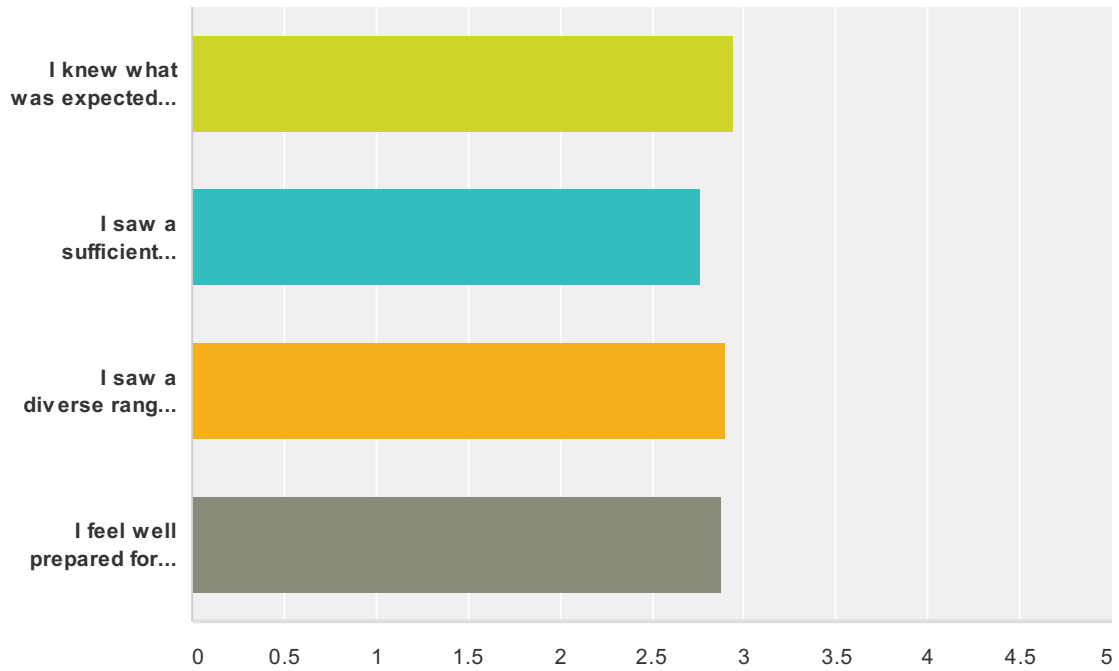
Answered: 53 Skipped: 1



	Strongly disagree	Disagree	Agree	Strongly agree	Total	Average Rating
I knew what was expected of me	0.00% 0	5.66% 3	79.25% 42	15.09% 8	53	3.09
I saw a sufficient number of patients	5.66% 3	47.17% 25	41.51% 22	5.66% 3	53	2.47
I saw a diverse range of clinical conditions	5.66% 3	22.64% 12	62.26% 33	9.43% 5	53	2.75
I feel well prepared for practice in this area	1.89% 1	1.89% 1	77.36% 41	18.87% 10	53	3.13

Q12 Thinking of my on-campus Ocular Disease rotation:

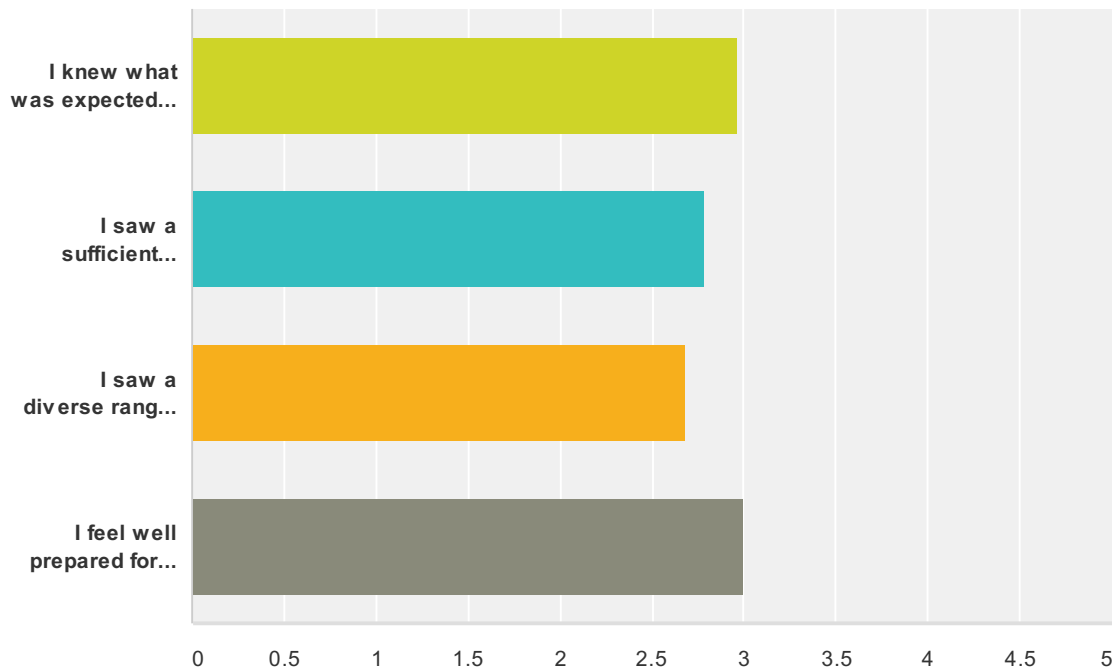
Answered: 52 Skipped: 2



	Strongly disagree	Disagree	Agree	Strongly Agree	Total	Average Rating
I knew what was expected of me	1.92% 1	11.54% 6	76.92% 40	9.62% 5	52	2.94
I saw a sufficient number of patients	3.85% 2	25.00% 13	61.54% 32	9.62% 5	52	2.77
I saw a diverse range of clinical conditions	1.92% 1	19.23% 10	65.38% 34	13.46% 7	52	2.90
I feel well prepared for practice in this area	5.77% 3	7.69% 4	78.85% 41	7.69% 4	52	2.88

Q13 Thinking of my on-campus Vision Therapy rotation:

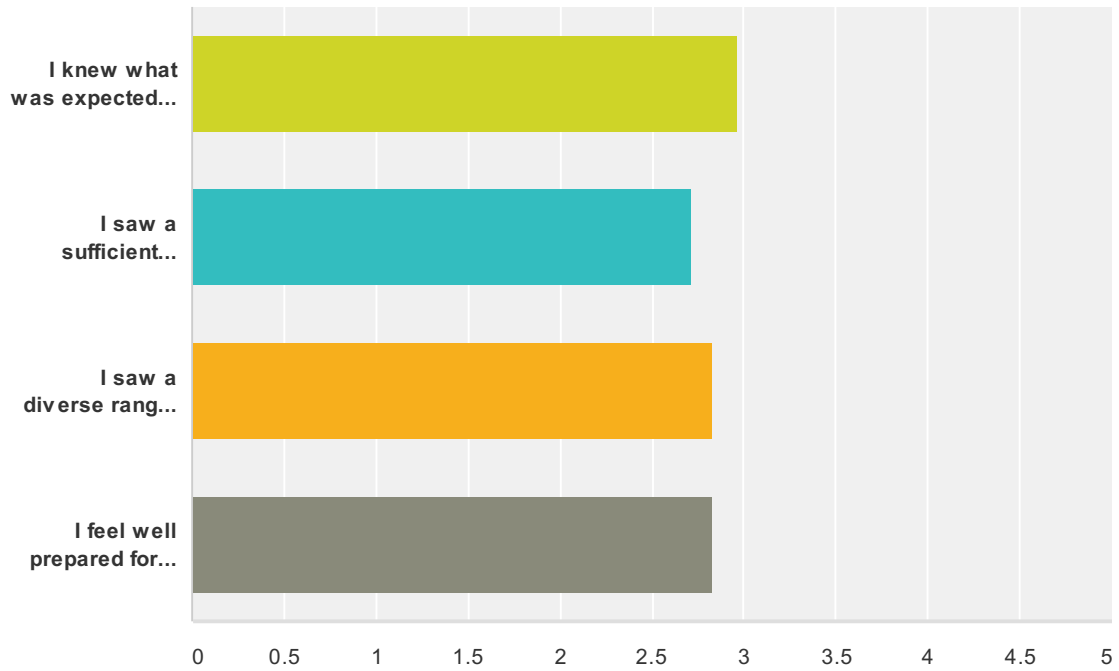
Answered: 53 Skipped: 1



	Strongly disagree	Disagree	Agree	Strongly Agree	Total	Average Rating
I knew what was expected of me	0.00% 0	11.32% 6	81.13% 43	7.55% 4	53	2.96
I saw a sufficient number of patients	7.55% 4	13.21% 7	71.70% 38	7.55% 4	53	2.79
I saw a diverse range of clinical conditions	1.89% 1	33.96% 18	58.49% 31	5.66% 3	53	2.68
I feel well prepared for practice in this area	1.92% 1	7.69% 4	78.85% 41	11.54% 6	52	3.00

Q14 Thinking of my on-campus Pediatric Clinic rotation:

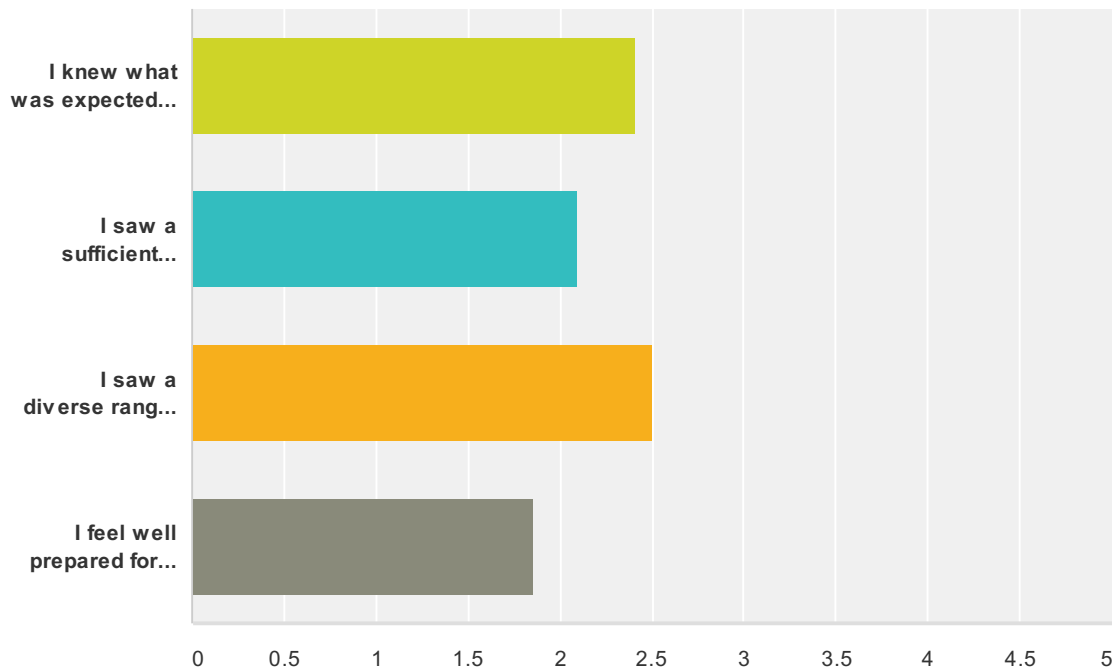
Answered: 53 Skipped: 1



	Strongly disagree	Disagree	Agree	Strongly Agree	Total	Average Rating
I knew what was expected of me	0.00% 0	11.32% 6	81.13% 43	7.55% 4	53	2.96
I saw a sufficient number of patients	5.77% 3	25.00% 13	61.54% 32	7.69% 4	52	2.71
I saw a diverse range of clinical conditions	3.85% 2	19.23% 10	67.31% 35	9.62% 5	52	2.83
I feel well prepared for practice in this area	1.89% 1	24.53% 13	62.26% 33	11.32% 6	53	2.83

Q15 Thinking of my on-campus Low Vision Clinic rotation:

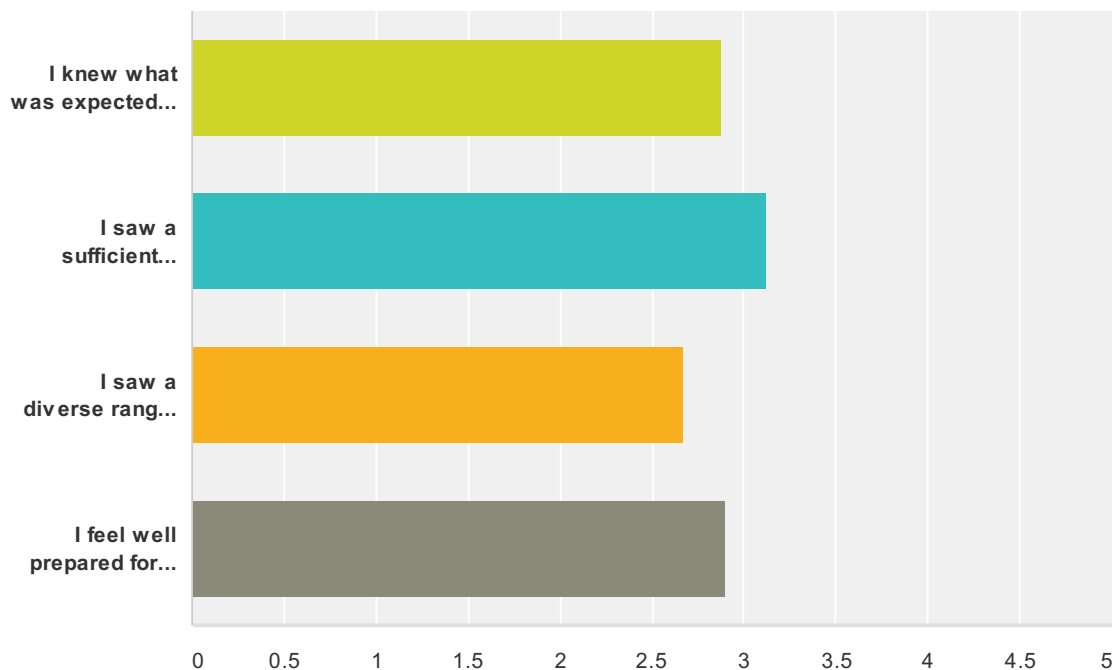
Answered: 51 Skipped: 3



	Strongly disagree	Disagree	Agree	Strongly agree	Total	Average Rating
I knew what was expected of me	13.73% 7	37.25% 19	43.14% 22	5.88% 3	51	2.41
I saw a sufficient number of patients	21.57% 11	47.06% 24	31.37% 16	0.00% 0	51	2.10
I saw a diverse range of clinical conditions	9.80% 5	29.41% 15	60.78% 31	0.00% 0	51	2.51
I feel well prepared for practice in this area	27.45% 14	58.82% 30	13.73% 7	0.00% 0	51	1.86

Q16 Thinking of my rotation through the UEC Eyewear Center:

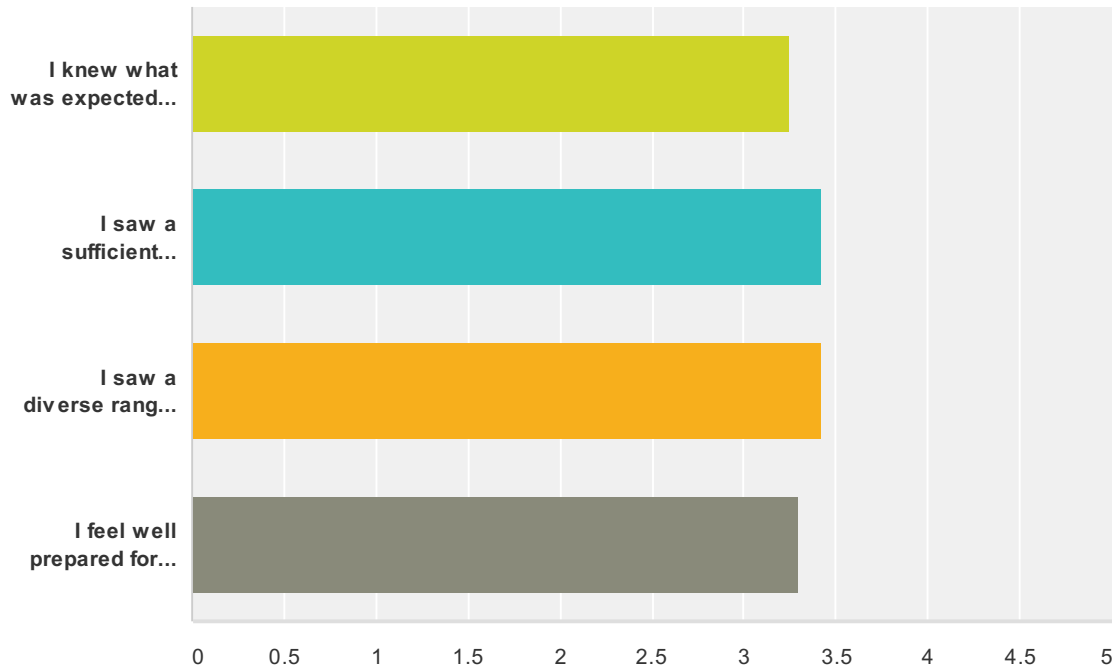
Answered: 52 Skipped: 2



	Strongly disagree	Disagree	Agree	Strongly agree	Total	Average Rating
I knew what was expected of me	1.92% 1	17.31% 9	71.15% 37	9.62% 5	52	2.88
I saw a sufficient number of patients	1.92% 1	5.77% 3	71.15% 37	21.15% 11	52	3.12
I saw a diverse range of clinical conditions	3.85% 2	32.69% 17	55.77% 29	7.69% 4	52	2.67
I feel well prepared for practice in this area	5.88% 3	9.80% 5	72.55% 37	11.76% 6	51	2.90

Q17 Thinking of my primary externship rotation:

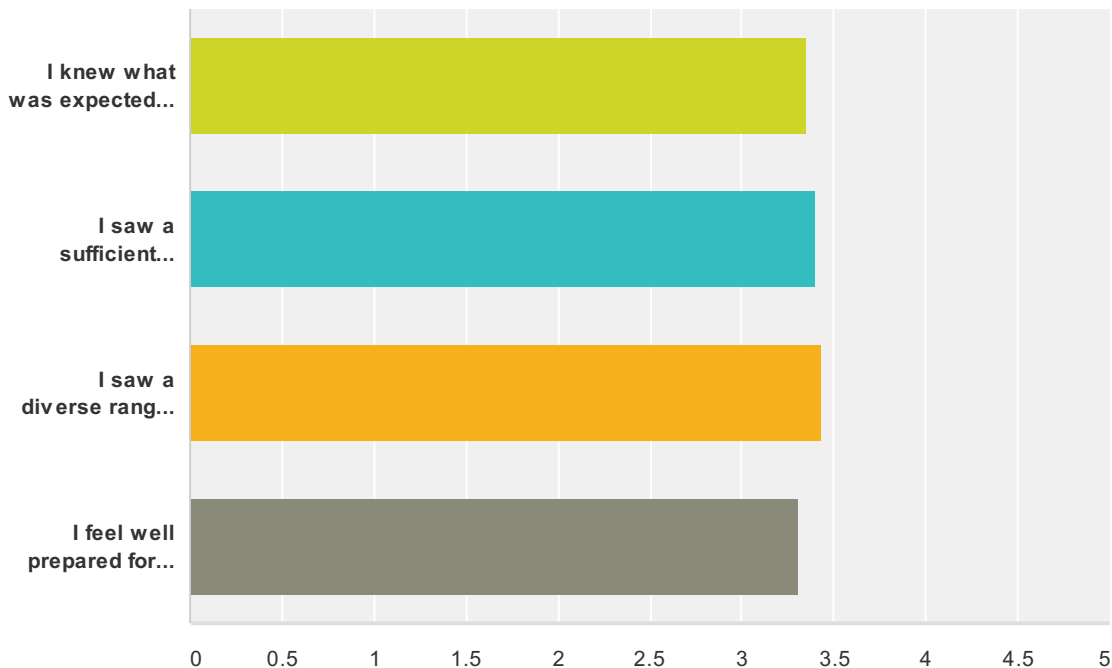
Answered: 53 Skipped: 1



	Strongly disagree	Disagree	Agree	Strongly Agree	Total	Average Rating
I knew what was expected of me	1.89% 1	3.77% 2	62.26% 33	32.08% 17	53	3.25
I saw a sufficient number of patients	1.89% 1	1.89% 1	49.06% 26	47.17% 25	53	3.42
I saw a diverse range of clinical conditions	1.89% 1	3.77% 2	45.28% 24	49.06% 26	53	3.42
I feel well prepared for practice in this area	1.89% 1	1.89% 1	60.38% 32	35.85% 19	53	3.30

Q18 Thinking of my secondary externship rotation:

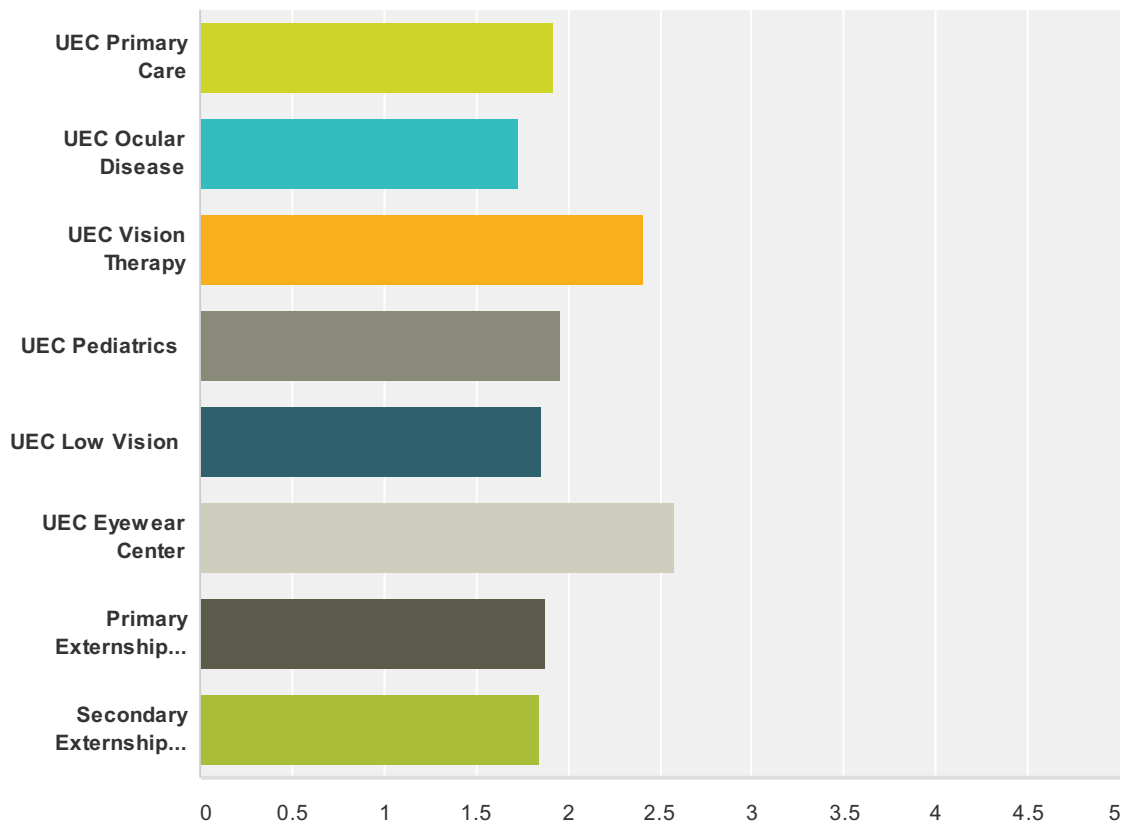
Answered: 52 Skipped: 2



	Strongly disagree	Disagree	Agree	Strongly Agree	Total	Average Rating
I knew what was expected of me	0.00% 0	1.92% 1	61.54% 32	36.54% 19	52	3.35
I saw a sufficient number of patients	1.92% 1	3.85% 2	46.15% 24	48.08% 25	52	3.40
I saw a diverse range of clinical conditions	0.00% 0	5.88% 3	45.10% 23	49.02% 25	51	3.43
I feel well prepared for practice in this area	0.00% 0	5.88% 3	56.86% 29	37.25% 19	51	3.31

Q19 How would you rate the amount of time you spent in the following clinical rotations?

Answered: 52 Skipped: 2



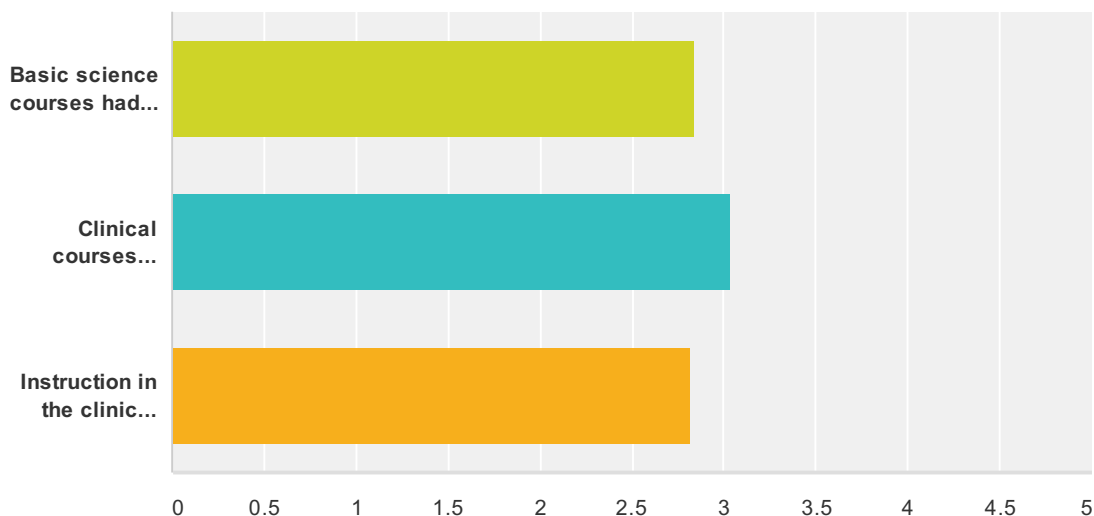
	Not enough	Just right	Too much	Total	Average Rating
UEC Primary Care	13.46% 7	80.77% 42	5.77% 3	52	1.92
UEC Ocular Disease	26.92% 14	73.08% 38	0.00% 0	52	1.73
UEC Vision Therapy	1.96% 1	54.90% 28	43.14% 22	51	2.41
UEC Pediatrics	13.73% 7	76.47% 39	9.80% 5	51	1.96
UEC Low Vision	25.49% 13	62.75% 32	11.76% 6	51	1.86
UEC Eyewear Center	1.92% 1	38.46% 20	59.62% 31	52	2.58
Primary Externship Rotation	13.46% 7	84.62% 44	1.92% 1	52	1.88
Secondary Externship Rotation	15.38% 8	84.62% 44	0.00% 0	52	1.85

Q20 You may write any optional comments on questions 9 -18 (your lecture, lab and clinical experience) here.

Answered: 9 Skipped: 45

Q21 Thinking of the integration of the basic (biological/vision) sciences and clinical practice within the curriculum:

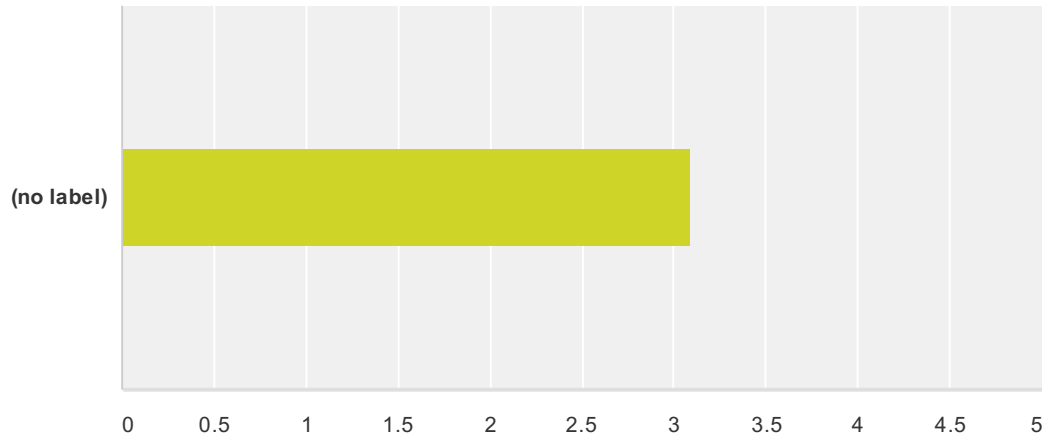
Answered: 51 Skipped: 3



	Strongly disagree	Disagree	Agree	Strongly agree	Total	Average Rating
Basic science courses had sufficient illustrations of clinical relevance	3.92% 2	13.73% 7	76.47% 39	5.88% 3	51	2.84
Clinical courses referred back to basic science concepts	0.00% 0	7.84% 4	80.39% 41	11.76% 6	51	3.04
Instruction in the clinic referred back to basic science concepts	4.00% 2	14.00% 7	78.00% 39	4.00% 2	50	2.82

Q22 Overall, I am satisfied with the quality of the optometric education I received at SUNY.

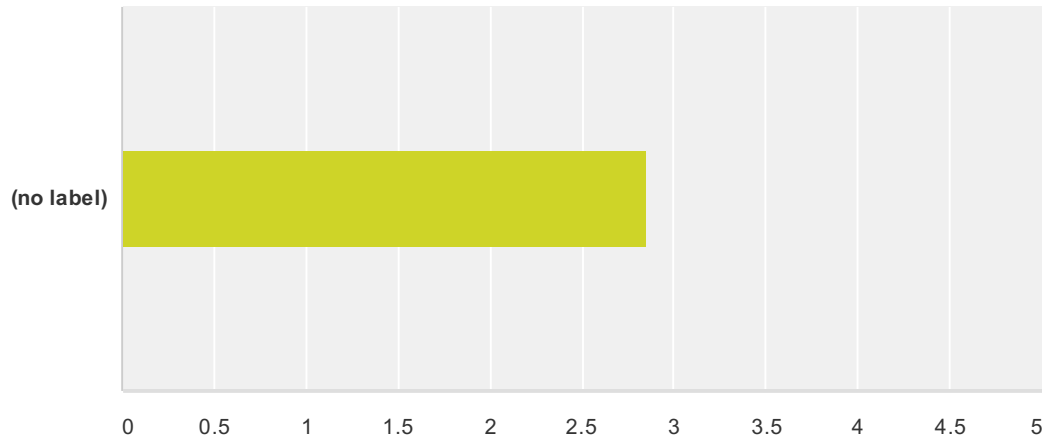
Answered: 53 Skipped: 1



	Strongly disagree	Disagree	Agree	Strongly agree	Total	Average Rating
(no label)	1.89% 1	7.55% 4	69.81% 37	20.75% 11	53	3.09

Q23 If I had it to do over again, I'd attend SUNY Optometry

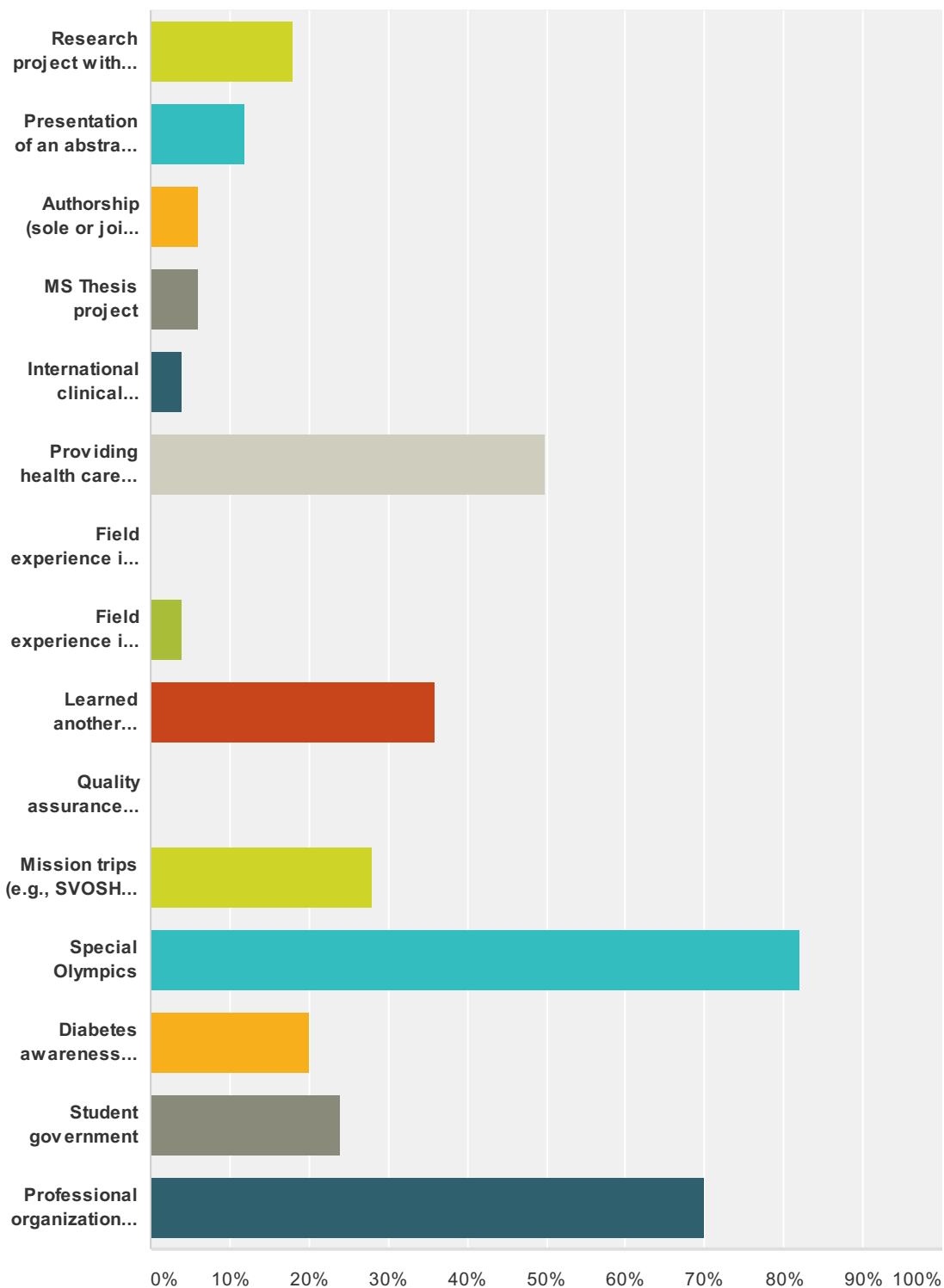
Answered: 52 Skipped: 2



	Strongly disagree	Disagree	Agree	Strongly Agree	Total	Average Rating
(no label)	5.77% 3	21.15% 11	55.77% 29	17.31% 9	52	2.85

**Q24 While at optometry school, in which activities have you actively participated?
Select as many as apply.**

Answered: 50 Skipped: 4



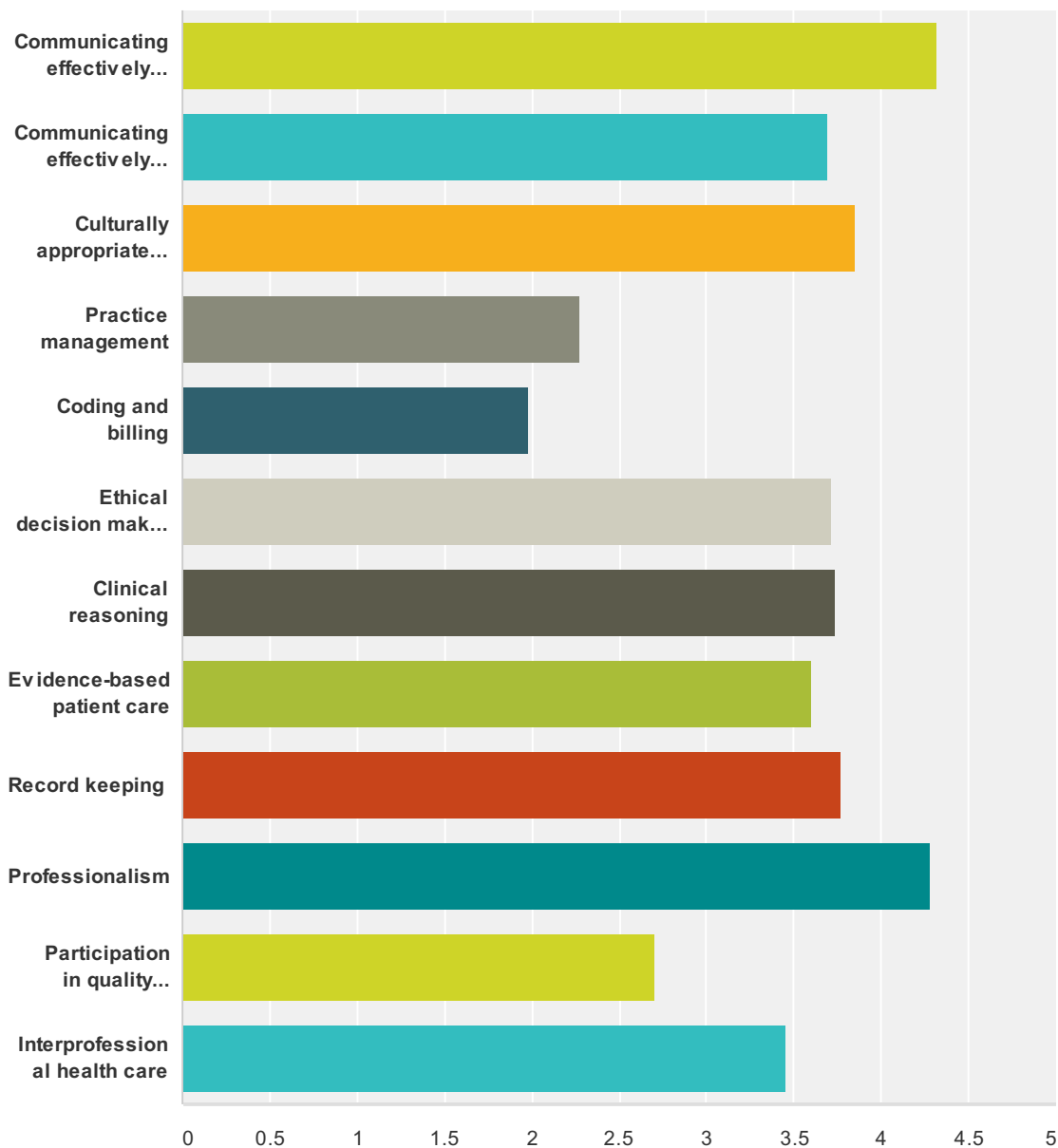
Answer Choices	Responses
Research project with a faculty member	18.00% 9

OD Exit Survey 2014

Presentation of an abstract at a research meeting	12.00%	6
Authorship (sole or joint) of a paper submitted for publication	6.00%	3
MS Thesis project	6.00%	3
International clinical rotation	4.00%	2
Providing health care services at a clinical site that primarily serves underserved populations (not the UEC)	50.00%	25
Field experience in homebound care	0.00%	0
Field experience in nursing home care	4.00%	2
Learned another language to improve communication with patients	36.00%	18
Quality assurance record reviews	0.00%	0
Mission trips (e.g., SVOSH, FCO)	28.00%	14
Special Olympics	82.00%	41
Diabetes awareness events	20.00%	10
Student government	24.00%	12
Professional organizations (AOSA, NYSOA)	70.00%	35
Total Respondents: 50		

Q25 How would you rate your current level of preparedness in the following areas:

Answered: 53 Skipped: 1



	Underprepared	Somewhat underprepared	Prepared	Somewhat well prepared	Well prepared	Total	Average Rating
Communicating effectively with patients	0.00% 0	0.00% 0	20.75% 11	26.42% 14	52.83% 28	53	4.32
Communicating effectively with other health professionals	0.00% 0	7.55% 4	32.08% 17	43.40% 23	16.98% 9	53	3.70
Culturally appropriate care for diverse populations	0.00% 0	5.66% 3	32.08% 17	33.96% 18	28.30% 15	53	3.85
Practice management	22.64% 12	39.62% 21	26.42% 14	9.43% 5	1.89% 1	53	2.28

Coding and billing

30.19%

45.28%

34 / 40

20.75%

3.77%

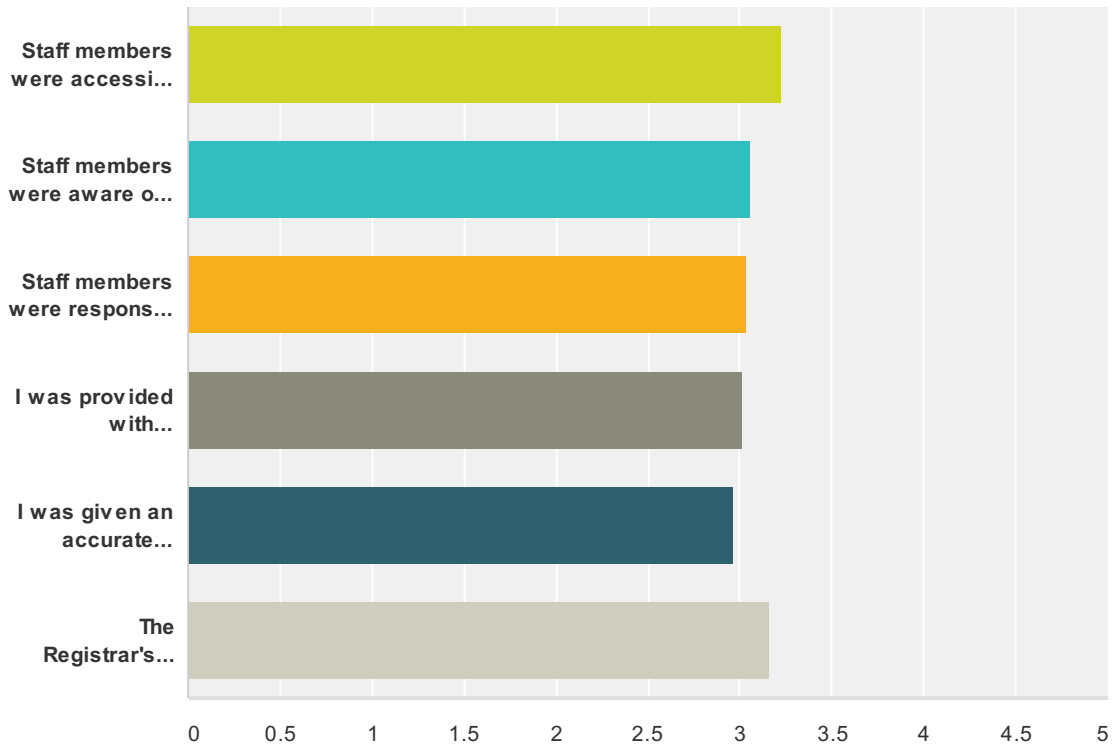
0.00%

OD Exit Survey 2014

Scoring and timing	00.00% 16	25.00% 24	50.00% 11	75.00% 2	100.00% 0	53	1.98
Ethical decision making	0.00% 0	0.00% 0	49.06% 26	30.19% 16	20.75% 11	53	3.72
Clinical reasoning	0.00% 0	1.89% 1	45.28% 24	30.19% 16	22.64% 12	53	3.74
Evidence-based patient care	0.00% 0	3.77% 2	45.28% 24	37.74% 20	13.21% 7	53	3.60
Record keeping	0.00% 0	5.66% 3	43.40% 23	18.87% 10	32.08% 17	53	3.77
Professionalism	0.00% 0	0.00% 0	24.53% 13	22.64% 12	52.83% 28	53	4.28
Participation in quality assurance record reviews	15.09% 8	24.53% 13	41.51% 22	13.21% 7	5.66% 3	53	2.70
Interprofessional health care	0.00% 0	15.09% 8	41.51% 22	26.42% 14	16.98% 9	53	3.45

Q26 Thinking of the Office of Student Affairs and Admissions:

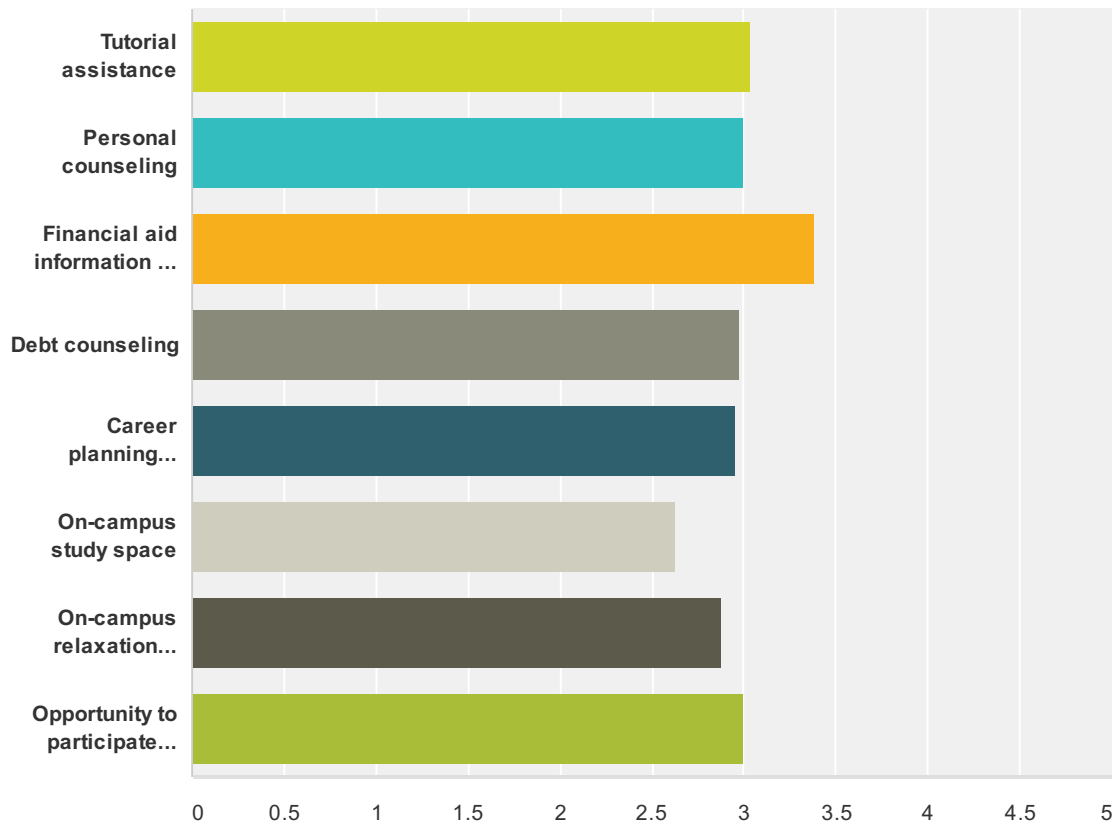
Answered: 53 Skipped: 1



	Strongly Disagree	Disagree	Agree	Strongly Agree	Total	Average Rating
Staff members were accessible to students	0.00% 0	3.77% 2	69.81% 37	26.42% 14	53	3.23
Staff members were aware of student problems/issues	0.00% 0	16.98% 9	60.38% 32	22.64% 12	53	3.06
Staff members were responsive to student problems/issues	1.92% 1	17.31% 9	55.77% 29	25.00% 13	52	3.04
I was provided with opportunities for meaningful activities outside the classroom	1.96% 1	7.84% 4	76.47% 39	13.73% 7	51	3.02
I was given an accurate picture of the College during the admissions process	1.92% 1	13.46% 7	71.15% 37	13.46% 7	52	2.96
The Registrar's Office addressed my registration/scheduling concerns in a courteous and timely fashion	0.00% 0	4.00% 2	76.00% 38	20.00% 10	50	3.16

Q27 Please indicate your level of satisfaction with the following:

Answered: 52 Skipped: 2



	Very dissatisfied	Dissatisfied	Satisfied	Very satisfied	N/A	Total	Average Rating
Tutorial assistance	0.00% 0	3.85% 2	34.62% 18	5.77% 3	55.77% 29	52	3.04
Personal counseling	0.00% 0	3.85% 2	40.38% 21	3.85% 2	51.92% 27	52	3.00
Financial aid information and services	1.92% 1	1.92% 1	46.15% 24	40.38% 21	9.62% 5	52	3.38
Debt counseling	1.92% 1	15.38% 8	32.69% 17	17.31% 9	32.69% 17	52	2.97
Career planning services	3.85% 2	15.38% 8	44.23% 23	19.23% 10	17.31% 9	52	2.95
On-campus study space	11.54% 6	21.15% 11	51.92% 27	9.62% 5	5.77% 3	52	2.63
On-campus relaxation space	5.77% 3	11.54% 6	67.31% 35	11.54% 6	3.85% 2	52	2.88
Opportunity to participate non-academic college-related activities	0.00% 0	11.54% 6	65.38% 34	11.54% 6	11.54% 6	52	3.00

**Q28 What were the greatest strengths of
your SUNY optometric education?**

Answered: 32 Skipped: 22

Q29 What areas of the SUNY optometric program can be most improved upon?

Answered: 31 Skipped: 23

Q30 Please feel free to write any additional comments about your experiences as a SUNY Optometry student.

Answered: 12 Skipped: 42