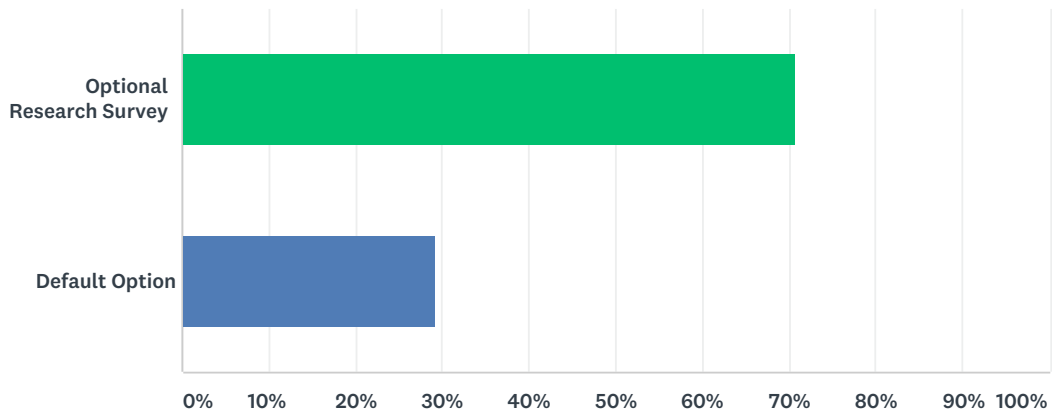


Q1 You may voluntarily agree to allow your survey results to be included in a data set that may be published. We would prefer that you select this option since it would allow us to publish summarized (de-identified) outcomes data if we choose to do so. This is the Optional Research Survey. Alternatively, if you do not wish to participate in the Optional Research Survey, you may select the Default Option. For both options, however, de-identified data and responses may be shared with others. Which is your choice?

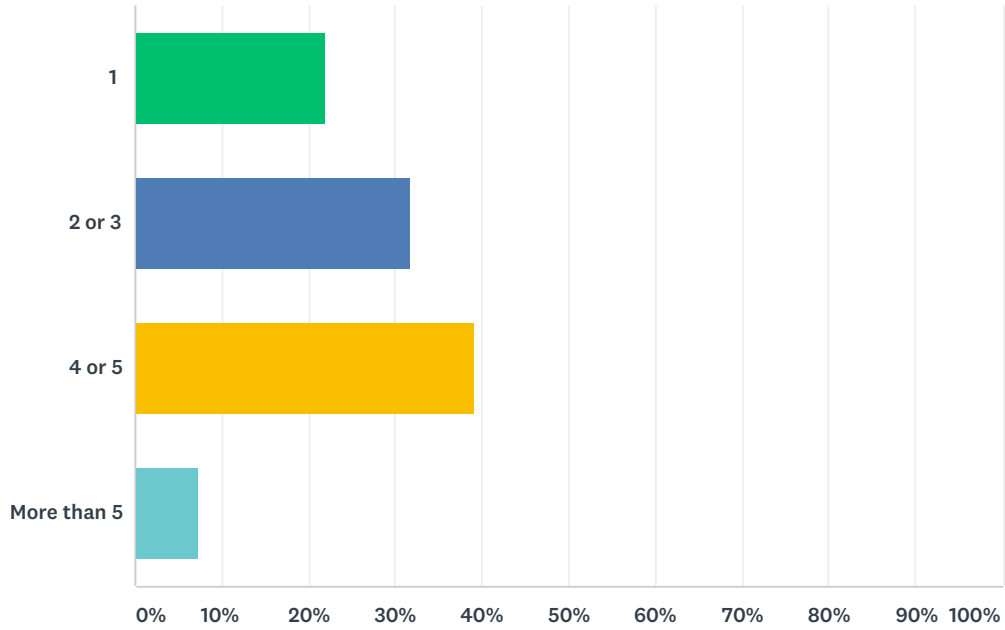
Answered: 41 Skipped: 0



ANSWER CHOICES	RESPONSES
Optional Research Survey	70.73% 29
Default Option	29.27% 12
Total Respondents: 41	

Q2 To how many residency programs did you apply?

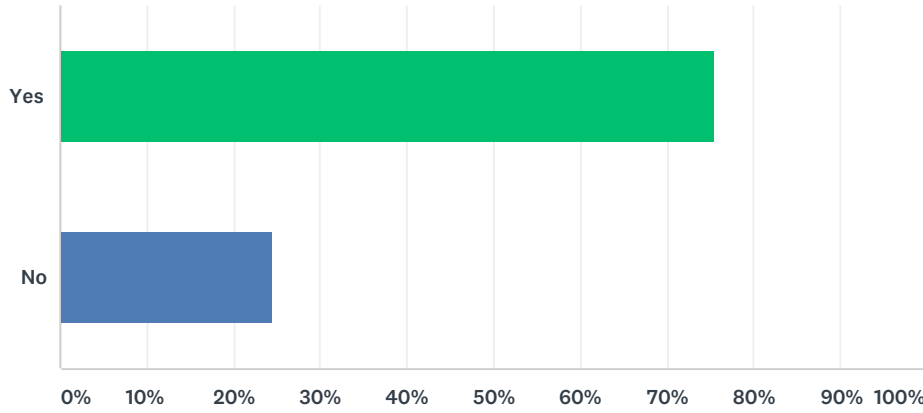
Answered: 41 Skipped: 0



ANSWER CHOICES	RESPONSES	
1	21.95%	9
2 or 3	31.71%	13
4 or 5	39.02%	16
More than 5	7.32%	3
TOTAL		41

Q3 Is this residency program your first choice?

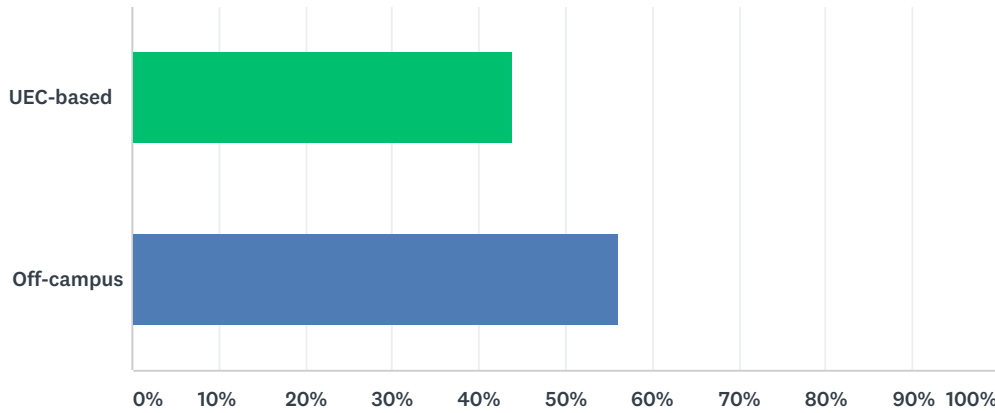
Answered: 41 Skipped: 0



ANSWER CHOICES	RESPONSES	
Yes	75.61%	31
No	24.39%	10
TOTAL		41

Q4 Are you in a UEC-based residency or one that is primarily off campus?

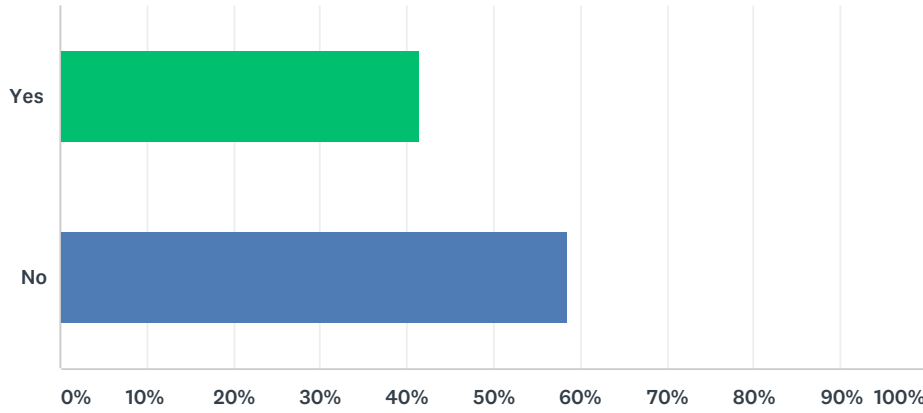
Answered: 41 Skipped: 0



ANSWER CHOICES	RESPONSES	
UEC-based	43.90%	18
Off-campus	56.10%	23
TOTAL		41

Q5 Did you graduate from SUNY College of Optometry?

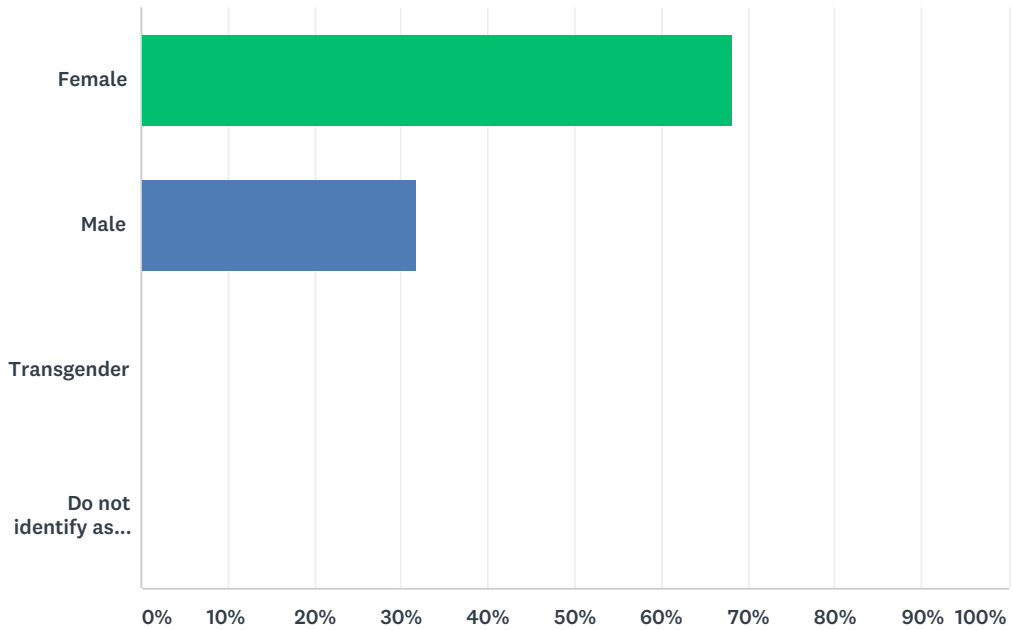
Answered: 41 Skipped: 0



ANSWER CHOICES	RESPONSES	
Yes	41.46%	17
No	58.54%	24
TOTAL		41

Q6 What is your current gender identity?

Answered: 41 Skipped: 0



ANSWER CHOICES	RESPONSES	
Female	68.29%	28
Male	31.71%	13
Transgender	0.00%	0
Do not identify as female, male or transgender	0.00%	0
TOTAL		41

Q7 Thinking back to the time you selected your residency program, how important were the following factors in making your selection?

Answered: 41 Skipped: 0



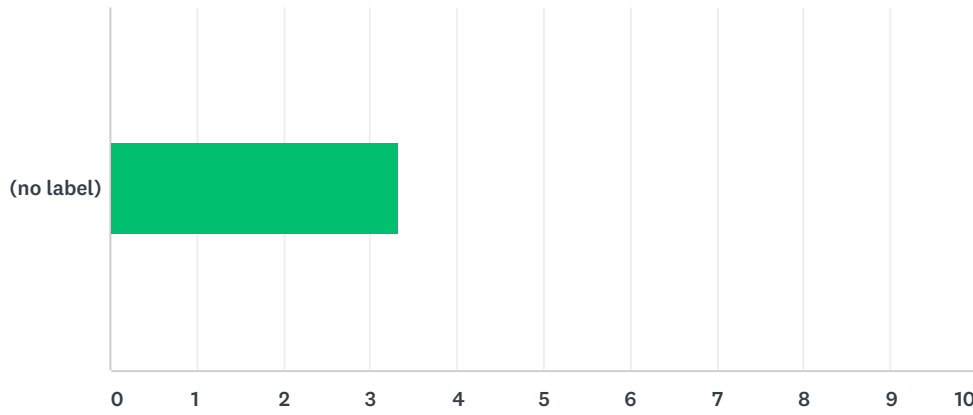
	NOT IMPORTANT	SOMEWHAT IMPORTANT	IMPORTANT	VERY IMPORTANT	TOTAL	WEIGHTED AVERAGE
Obtaining training in a specialty area	2.44% 1	7.32% 3	21.95% 9	68.29% 28	41	3.56
Obtaining additional patient care experience	0.00% 0	2.44% 1	19.51% 8	78.05% 32	41	3.76
Obtaining intensive TPA experience	2.44% 1	17.07% 7	48.78% 20	31.71% 13	41	3.10
Obtaining training/credential to teach at a school/college of optometry	21.95% 9	29.27% 12	26.83% 11	21.95% 9	41	2.49
Obtaining training/credential to practice in a HMO, hospital or VA facility	4.88% 2	24.39% 10	26.83% 11	43.90% 18	41	3.10
Opportunity to explore a specific geographic region	36.59% 15	21.95% 9	19.51% 8	21.95% 9	41	2.27
Opportunity to postpone my career decision for a year	57.50% 23	35.00% 14	2.50% 1	5.00% 2	40	1.55

Copy of Exit Survey 2018

Opportunity to work with a specific supervising doctor	39.02% 16	29.27% 12	12.20% 5	19.51% 8	41	2.12
Improving my chances of obtaining a clinical position that meets my interests	0.00% 0	12.20% 5	26.83% 11	60.98% 25	41	3.49
To be better prepared for board certification	39.02% 16	24.39% 10	19.51% 8	17.07% 7	41	2.15

Q8 My residency program has met my expectations.

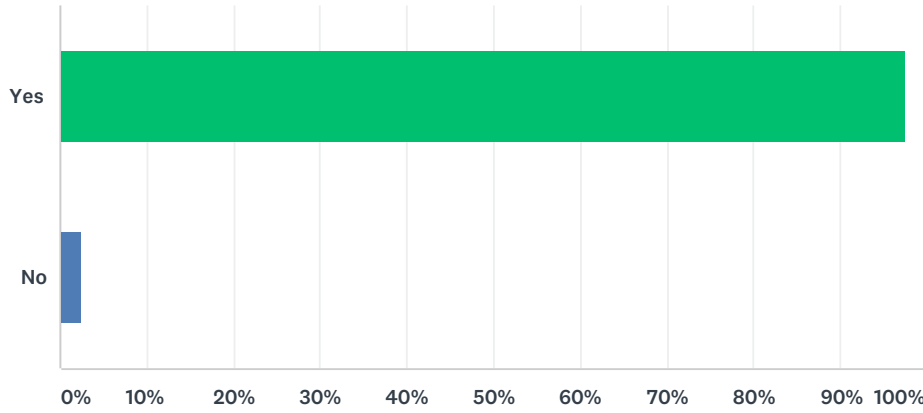
Answered: 41 Skipped: 0



	STRONGLY DISAGREE	DISAGREE	AGREE	STRONGLY AGREE	TOTAL	WEIGHTED AVERAGE
(no label)	2.44%	7.32%	46.34%	43.90%	41	3.32
	1	3	19	18		

Q9 If you had it to do over again, would you do a residency?

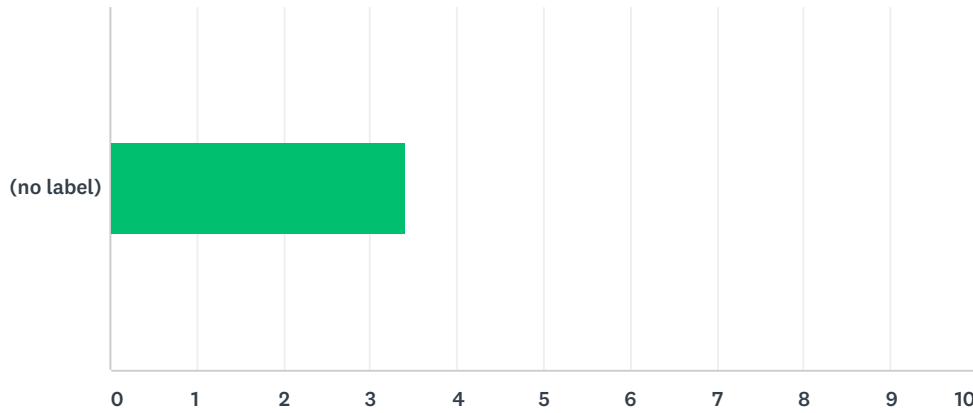
Answered: 41 Skipped: 0



ANSWER CHOICES	RESPONSES	
Yes	97.56%	40
No	2.44%	1
TOTAL		41

Q10 By doing my residency I have increased my chances to obtain the type of optometric position that I want.

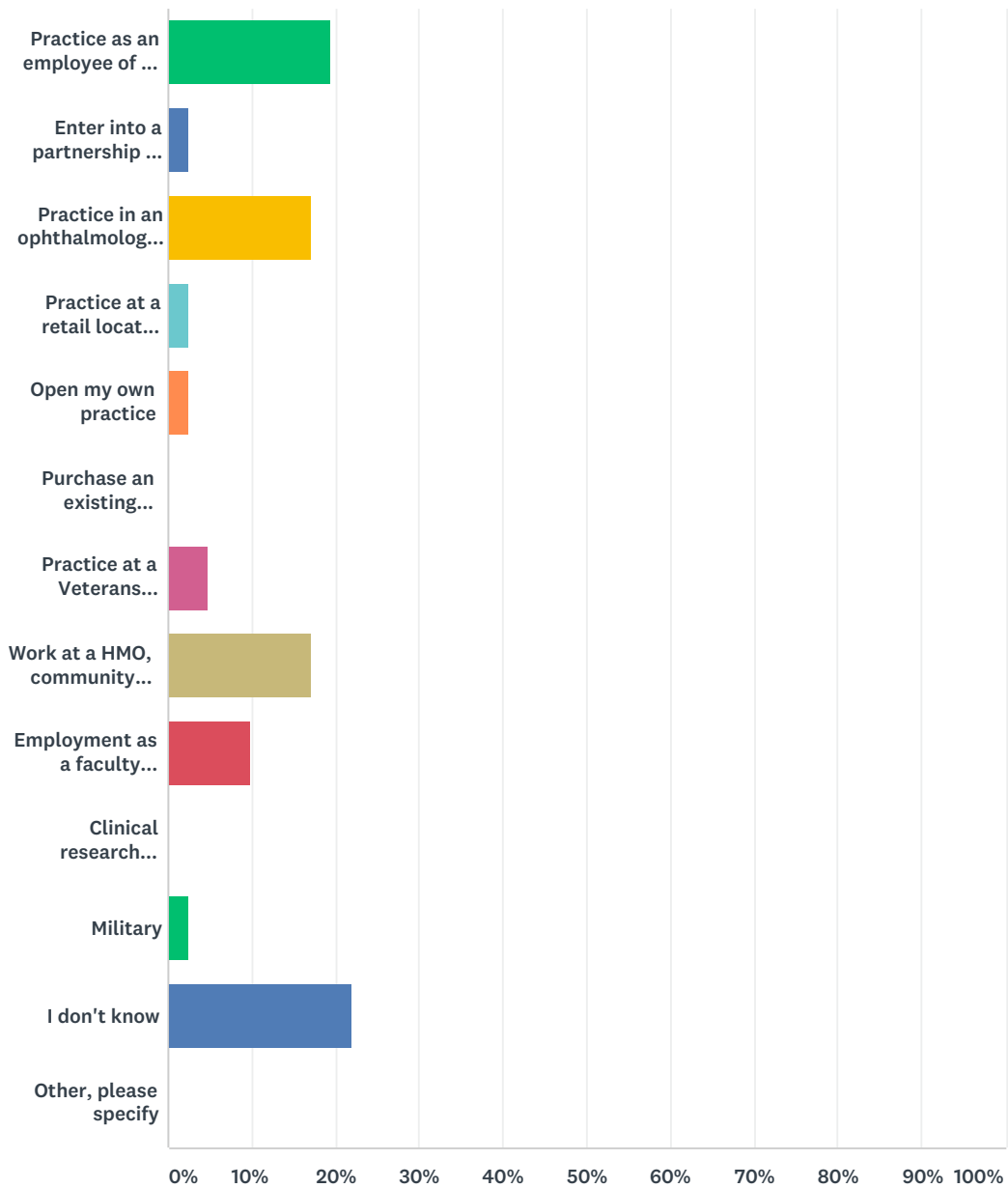
Answered: 41 Skipped: 0



	STRONGLY DISAGREE	DISAGREE	AGREE	STRONGLY AGREE	TOTAL	WEIGHTED AVERAGE
(no label)	0.00%	2.44%	53.66%	43.90%	41	3.41
	0	1	22	18		

Q11 What do you will be your primary optometric position immediately after you complete your residency program?

Answered: 41 Skipped: 0



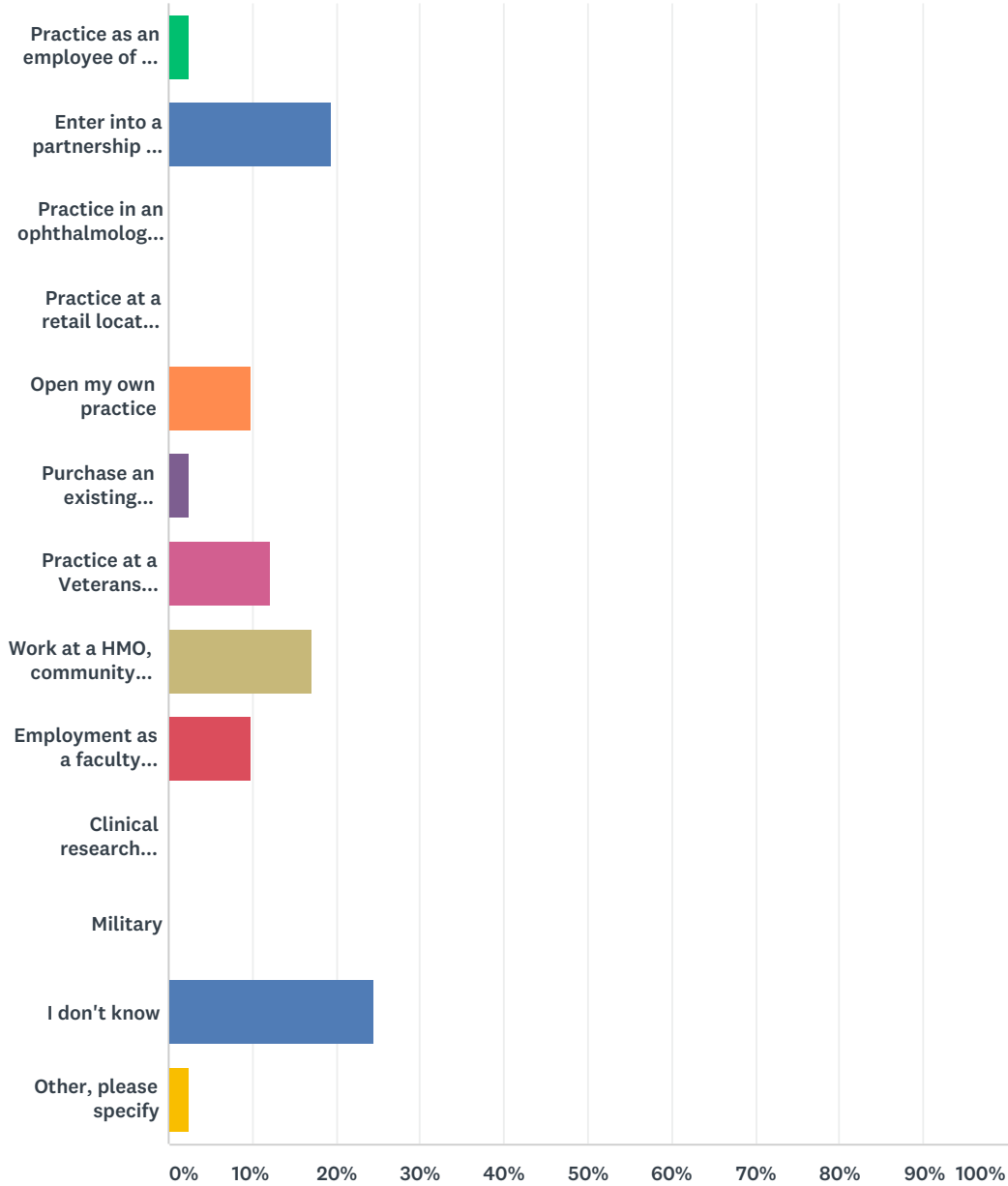
ANSWER CHOICES	RESPONSES	
Practice as an employee of an optometrist	19.51%	8
Enter into a partnership in an optometric practice	2.44%	1
Practice in an ophthalmologist's office	17.07%	7
Practice at a retail location (optical or chain)	2.44%	1
Open my own practice	2.44%	1

Copy of Exit Survey 2018

Purchase an existing practice	0.00%	0
Practice at a Veterans Administration (VA) facility	4.88%	2
Work at a HMO, community clinic or hospital (other than a VA hospital)	17.07%	7
Employment as a faculty member at a school/college of optometry	9.76%	4
Clinical research position	0.00%	0
Military	2.44%	1
I don't know	21.95%	9
Other, please specify	0.00%	0
TOTAL		41

Q12 What is your primary long-term career goal?

Answered: 41 Skipped: 0



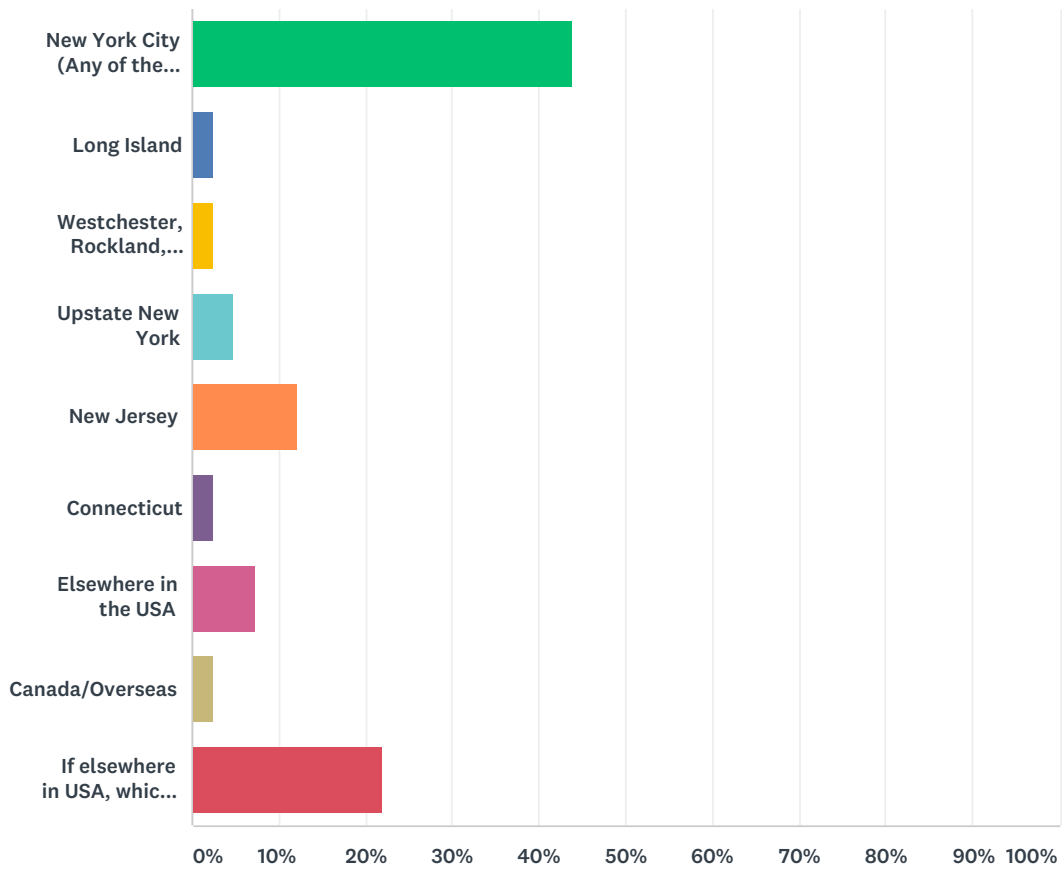
ANSWER CHOICES	RESPONSES	
Practice as an employee of an optometrist	2.44%	1
Enter into a partnership in an optometric practice	19.51%	8
Practice in an ophthalmologist's office	0.00%	0
Practice at a retail location (optical or chain)	0.00%	0
Open my own practice	9.76%	4
Purchase an existing practice	2.44%	1

Copy of Exit Survey 2018

Practice at a Veterans Administration (VA) facility	12.20%	5
Work at a HMO, community clinic or hospital (other than a VA hospital)	17.07%	7
Employment as a faculty member at a school/college of optometry	9.76%	4
Clinical research position	0.00%	0
Military	0.00%	0
I don't know	24.39%	10
Other, please specify	2.44%	1
TOTAL		41

Q13 Where do you plan to practice after you have completed your residency program?

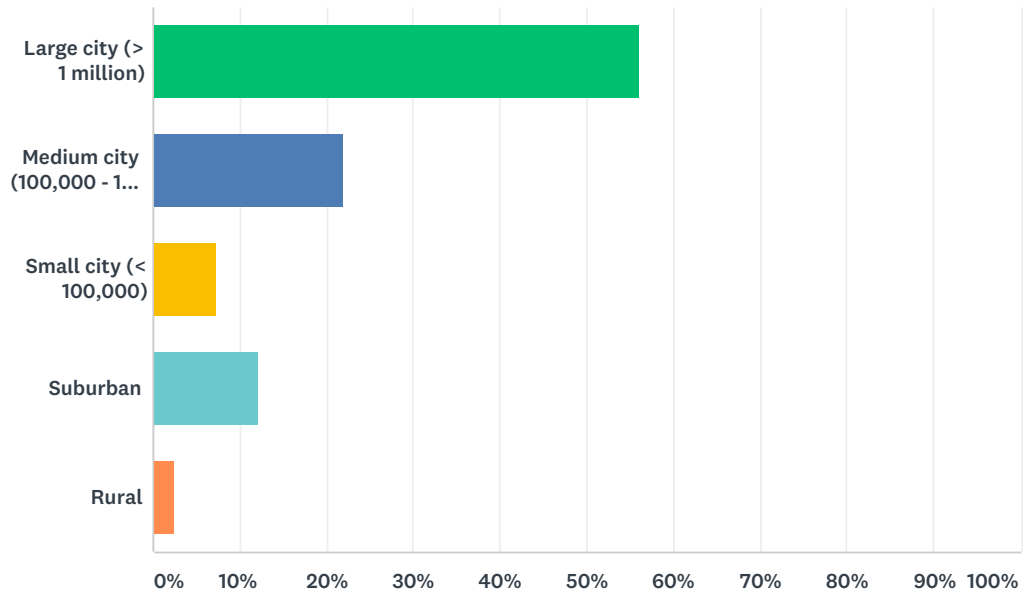
Answered: 41 Skipped: 0



ANSWER CHOICES	RESPONSES	
New York City (Any of the five boroughs)	43.90%	18
Long Island	2.44%	1
Westchester, Rockland, Putman, Orange, Dutchess, Ulster or Sullivan County	2.44%	1
Upstate New York	4.88%	2
New Jersey	12.20%	5
Connecticut	2.44%	1
Elsewhere in the USA	7.32%	3
Canada/Overseas	2.44%	1
If elsewhere in USA, which state?	21.95%	9
TOTAL		41

Q14 Which best describes the community where you intend to practice.

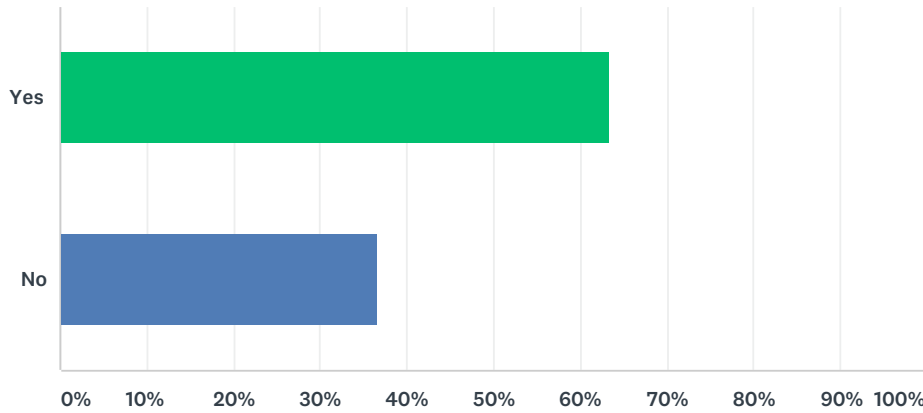
Answered: 41 Skipped: 0



ANSWER CHOICES	RESPONSES	
Large city (> 1 million)	56.10%	23
Medium city (100,000 - 1 million)	21.95%	9
Small city (< 100,000)	7.32%	3
Suburban	12.20%	5
Rural	2.44%	1
TOTAL		41

Q15 Do you believe that completion of your residency program will result in a higher initial income than if you had not completed the program?

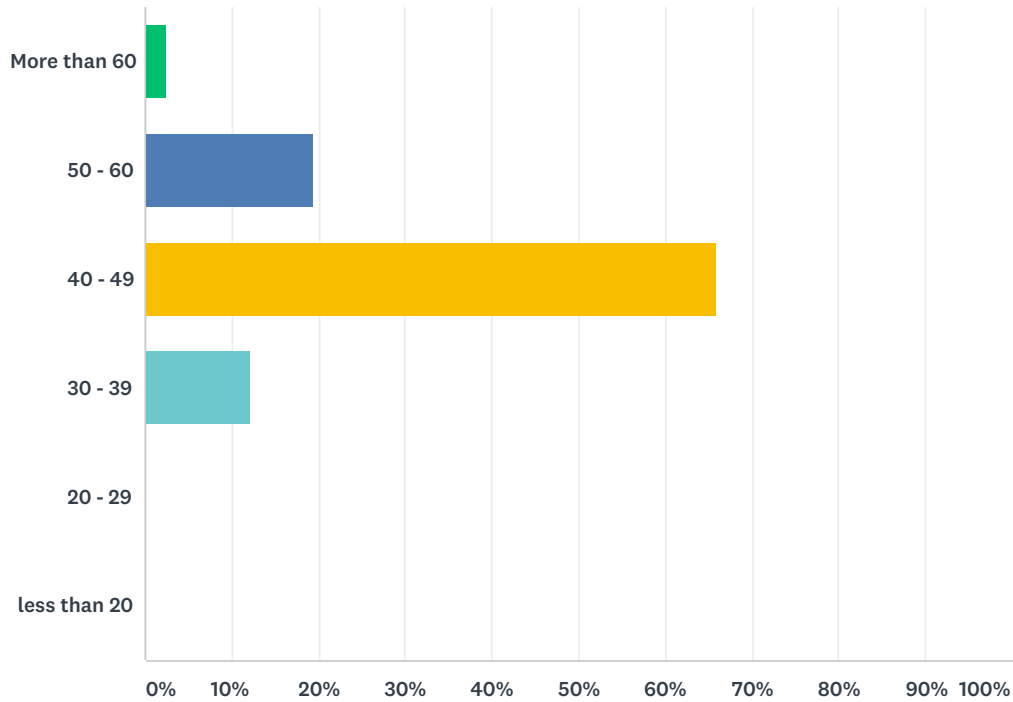
Answered: 41 Skipped: 0



ANSWER CHOICES	RESPONSES	
Yes	63.41%	26
No	36.59%	15
TOTAL		41

Q16 Upon completion of your residency program, how many hours per week do you expect to work/practice?

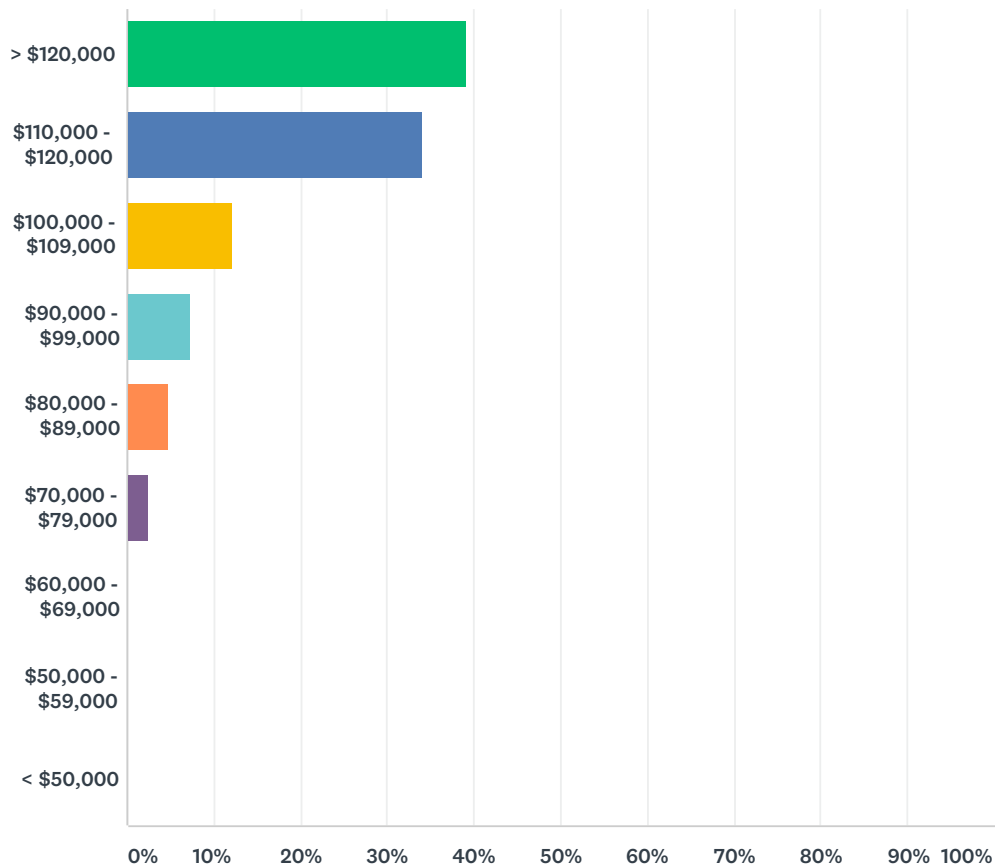
Answered: 41 Skipped: 0



ANSWER CHOICES	RESPONSES	
More than 60	2.44%	1
50 - 60	19.51%	8
40 - 49	65.85%	27
30 - 39	12.20%	5
20 - 29	0.00%	0
less than 20	0.00%	0
TOTAL		41

Q17 What optometric income do you expect for your first full year following completion of your residency?

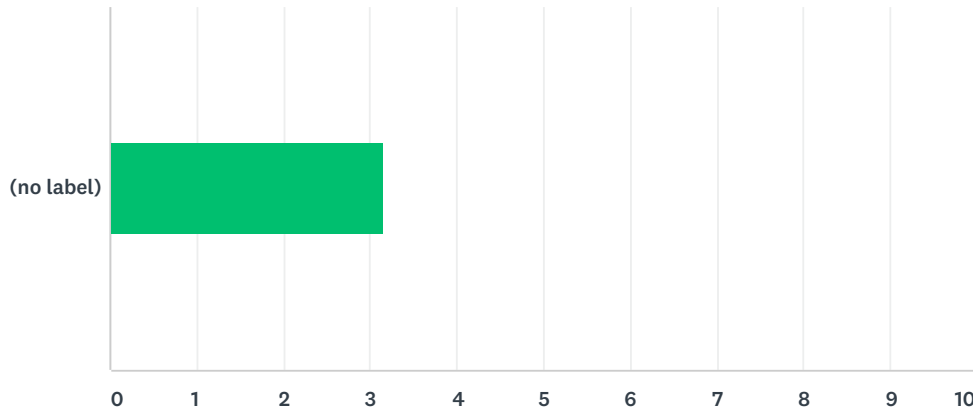
Answered: 41 Skipped: 0



ANSWER CHOICES	RESPONSES	
> \$120,000	39.02%	16
\$110,000 - \$120,000	34.15%	14
\$100,000 - \$109,000	12.20%	5
\$90,000 - \$99,000	7.32%	3
\$80,000 - \$89,000	4.88%	2
\$70,000 - \$79,000	2.44%	1
\$60,000 - \$69,000	0.00%	0
\$50,000 - \$59,000	0.00%	0
< \$50,000	0.00%	0
TOTAL		41

Q18 What are your perceptions of the job market for optometrists with residency training?

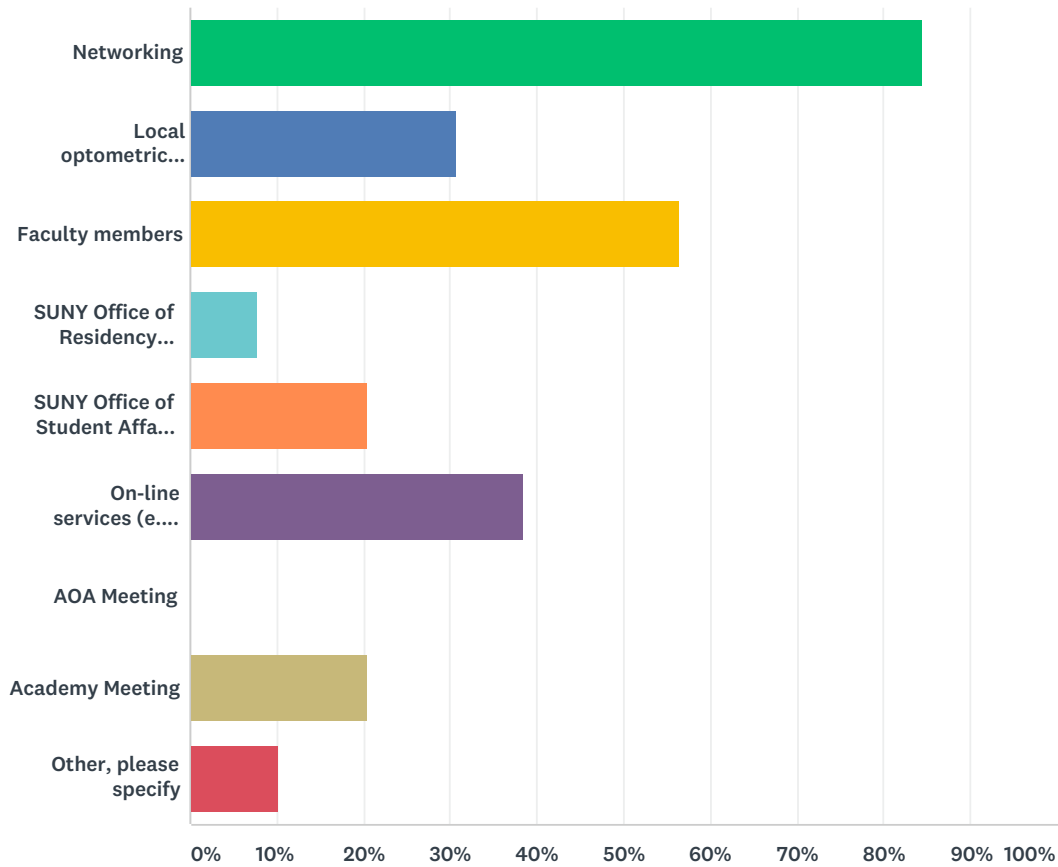
Answered: 40 Skipped: 1



	POOR	FAIR	GOOD	EXCELLENT	TOTAL	WEIGHTED AVERAGE
(no label)	0.00% 0	17.50% 7	50.00% 20	32.50% 13	40	3.15

Q19 When looking for your first position following completion of your residency program, which strategies/resources have you utilized? (You may select more than one.)

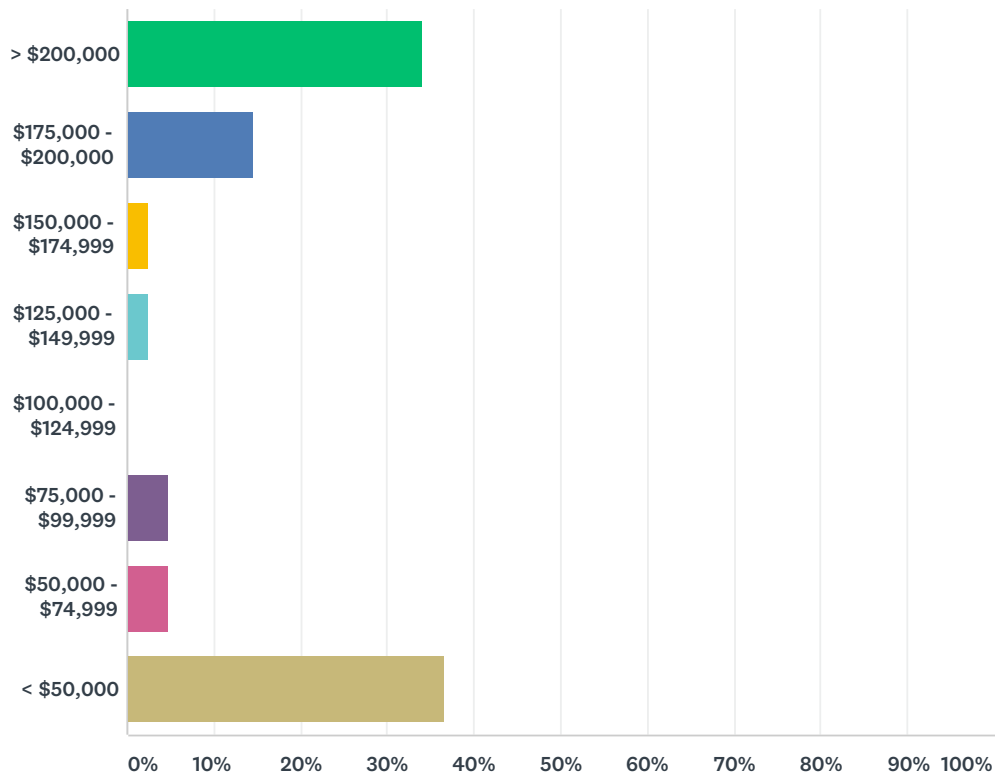
Answered: 39 Skipped: 2



ANSWER CHOICES	RESPONSES	
Networking	84.62%	33
Local optometric societies	30.77%	12
Faculty members	56.41%	22
SUNY Office of Residency Programs	7.69%	3
SUNY Office of Student Affairs website listings	20.51%	8
On-line services (e.g., AOA, NYSOA)	38.46%	15
AOA Meeting	0.00%	0
Academy Meeting	20.51%	8
Other, please specify	10.26%	4
Total Respondents: 39		

Q20 Upon completion of your residency program, what will be your total (undergraduate and optometry) educational indebtedness?

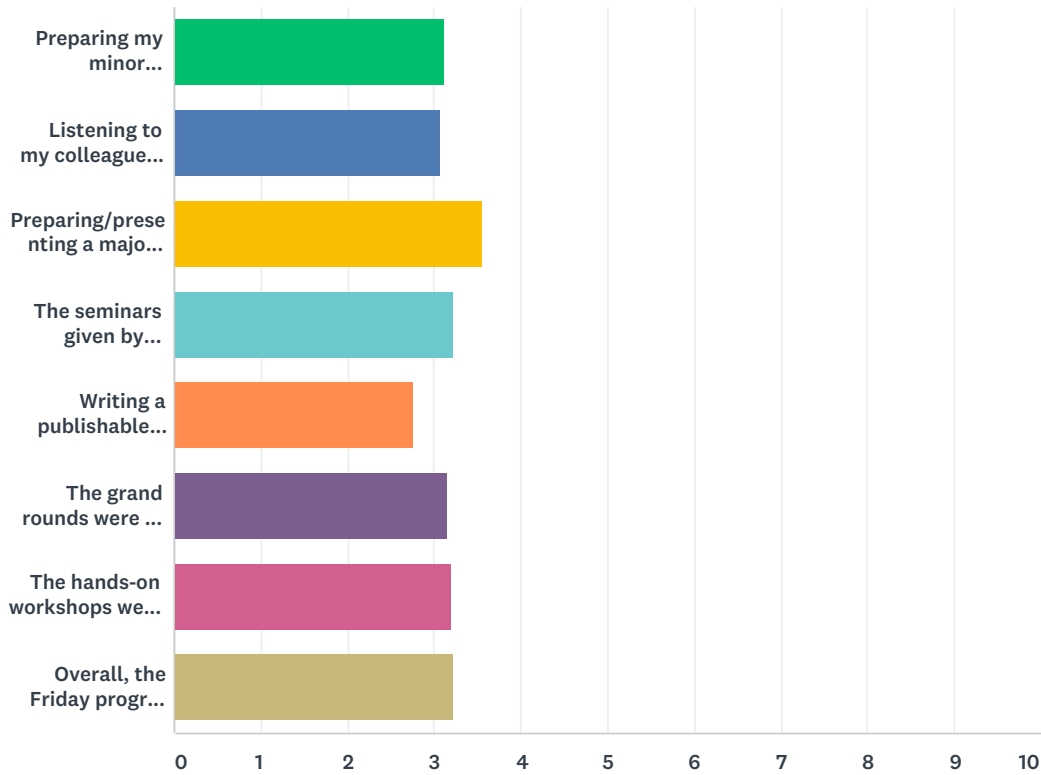
Answered: 41 Skipped: 0



ANSWER CHOICES	RESPONSES	
> \$200,000	34.15%	14
\$175,000 - \$200,000	14.63%	6
\$150,000 - \$174,999	2.44%	1
\$125,000 - \$149,999	2.44%	1
\$100,000 - \$124,999	0.00%	0
\$75,000 - \$99,999	4.88%	2
\$50,000 - \$74,999	4.88%	2
< \$50,000	36.59%	15
TOTAL		41

Q21 Thinking of the Friday program, please rate your agreement with the following statements.

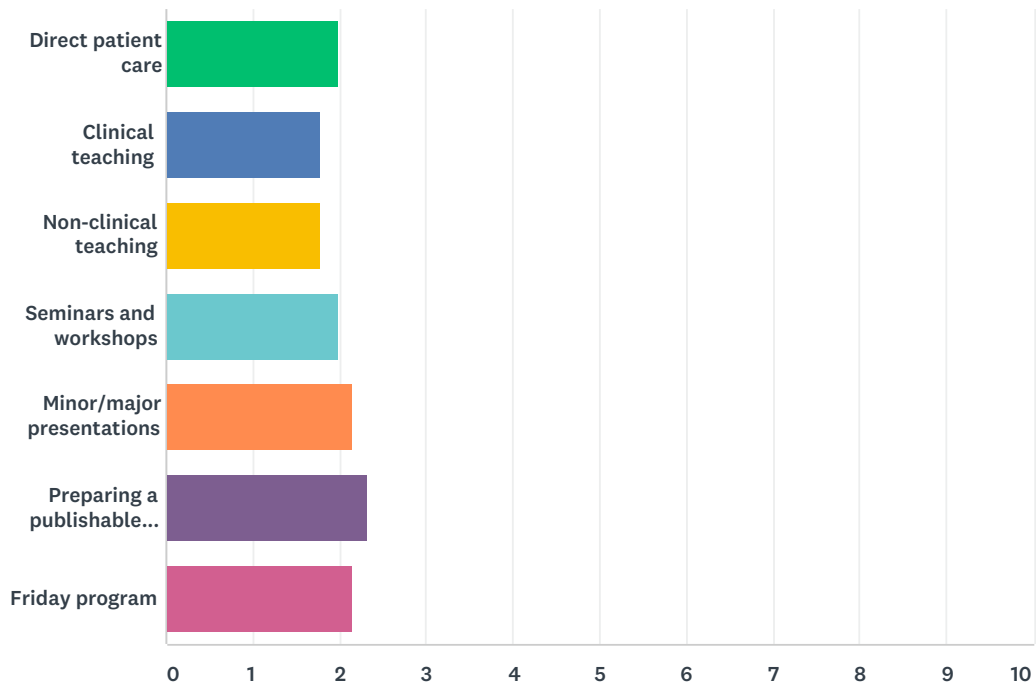
Answered: 41 Skipped: 0



	STRONGLY DISAGREE	DISAGREE	AGREE	STRONGLY AGREE	TOTAL	WEIGHTED AVERAGE
Preparing my minor presentation was a valuable learning experience	2.44% 1	4.88% 2	70.73% 29	21.95% 9	41	3.12
Listening to my colleagues' minor presentations was a valuable learning experience	2.44% 1	4.88% 2	75.61% 31	17.07% 7	41	3.07
Preparing/presenting a major topic presentation as a CE course was a valuable learning experience	0.00% 0	4.88% 2	34.15% 14	60.98% 25	41	3.56
The seminars given by faculty members helped me to become a better clinician	0.00% 0	7.32% 3	63.41% 26	29.27% 12	41	3.22
Writing a publishable quality paper was a valuable learning experience	4.88% 2	29.27% 12	51.22% 21	14.63% 6	41	2.76
The grand rounds were a valuable learning experience	0.00% 0	4.88% 2	75.61% 31	19.51% 8	41	3.15
The hands-on workshops were a valuable learning experience	2.44% 1	4.88% 2	63.41% 26	29.27% 12	41	3.20
Overall, the Friday program was a valuable learning experience	0.00% 0	7.32% 3	63.41% 26	29.27% 12	41	3.22

Q22 Thinking of your residency program, how would you rate the amount of time spent on the following activities?

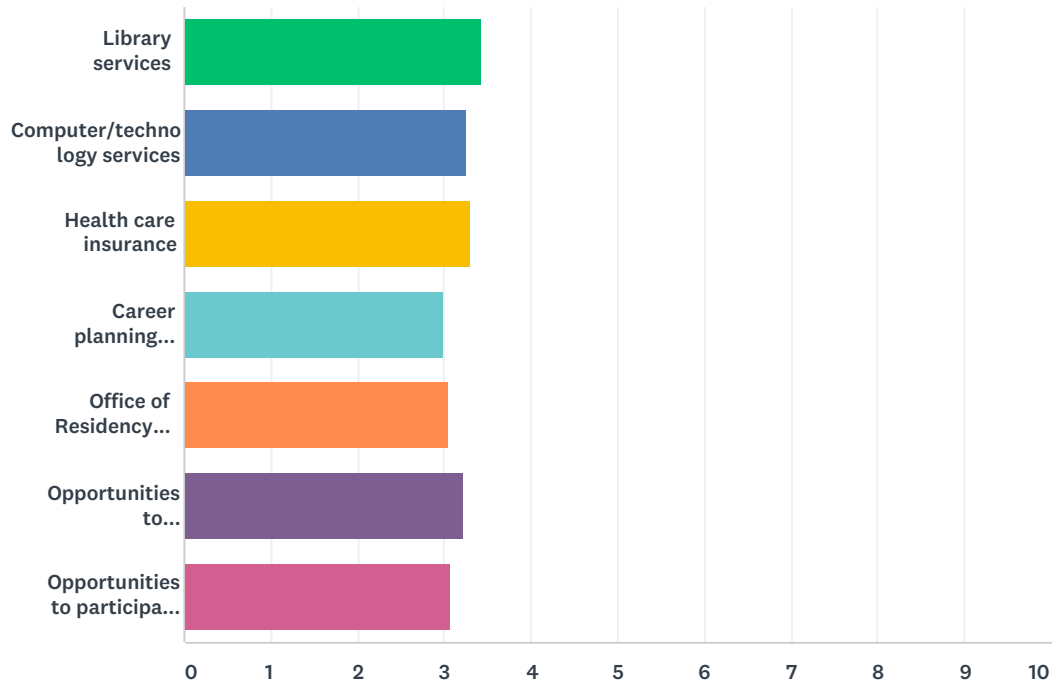
Answered: 41 Skipped: 0



	NOT ENOUGH	JUST RIGHT	TOO MUCH	TOTAL	WEIGHTED AVERAGE
Direct patient care	9.76% 4	82.93% 34	7.32% 3	41	1.98
Clinical teaching	29.27% 12	63.41% 26	7.32% 3	41	1.78
Non-clinical teaching	27.50% 11	67.50% 27	5.00% 2	40	1.77
Seminars and workshops	9.76% 4	82.93% 34	7.32% 3	41	1.98
Minor/major presentations	0.00% 0	85.37% 35	14.63% 6	41	2.15
Preparing a publishable quality paper	0.00% 0	68.29% 28	31.71% 13	41	2.32
Friday program	2.44% 1	80.49% 33	17.07% 7	41	2.15

Q23 Thinking of your residency program, please rate your level of satisfaction with the following:

Answered: 41 Skipped: 0



	VERY DISSATISFIED	DISSATISFIED	SATISFIED	VERY SATISFIED	N/A	TOTAL	WEIGHTED AVERAGE
Library services	0.00% 0	0.00% 0	43.90% 18	34.15% 14	21.95% 9	41	3.44
Computer/technology services	0.00% 0	2.44% 1	51.22% 21	21.95% 9	24.39% 10	41	3.26
Health care insurance	0.00% 0	4.88% 2	51.22% 21	31.71% 13	12.20% 5	41	3.31
Career planning services	0.00% 0	17.07% 7	56.10% 23	17.07% 7	9.76% 4	41	3.00
Office of Residency Programs	0.00% 0	12.20% 5	58.54% 24	17.07% 7	12.20% 5	41	3.06
Opportunities to supervise/teach optometry students	0.00% 0	9.76% 4	48.78% 20	29.27% 12	12.20% 5	41	3.22
Opportunities to participate in research	0.00% 0	9.76% 4	39.02% 16	14.63% 6	36.59% 15	41	3.08

Q24 What were the strengths of the residency program?

Answered: 35 Skipped: 6

Q25 What aspects of the residency program could be improved?

Answered: 32 Skipped: 9

Q26 Please feel free to share any other thoughts about your experiences as a resident.

Answered: 18 Skipped: 23