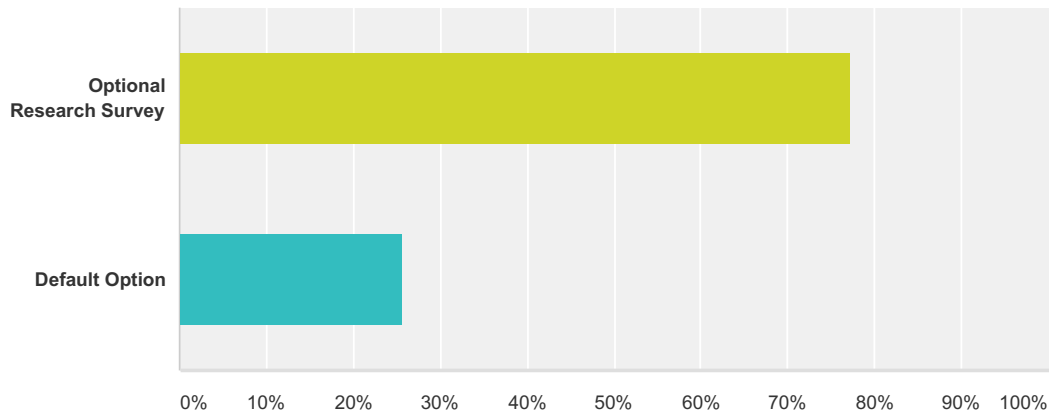


Q1 You may voluntarily agree to allow your survey results to be included in a data set that may be published. We would prefer that you select this option since it would allow us to publish summarized (de-identified) outcomes data if we choose to do so. This is the Optional Research Survey. Alternatively, if you do not wish to participate in the Optional Research Survey, you may select the Default Option. For both options, however, de-identified data and responses may be shared with others. Which is your choice?

Answered: 35 Skipped: 0

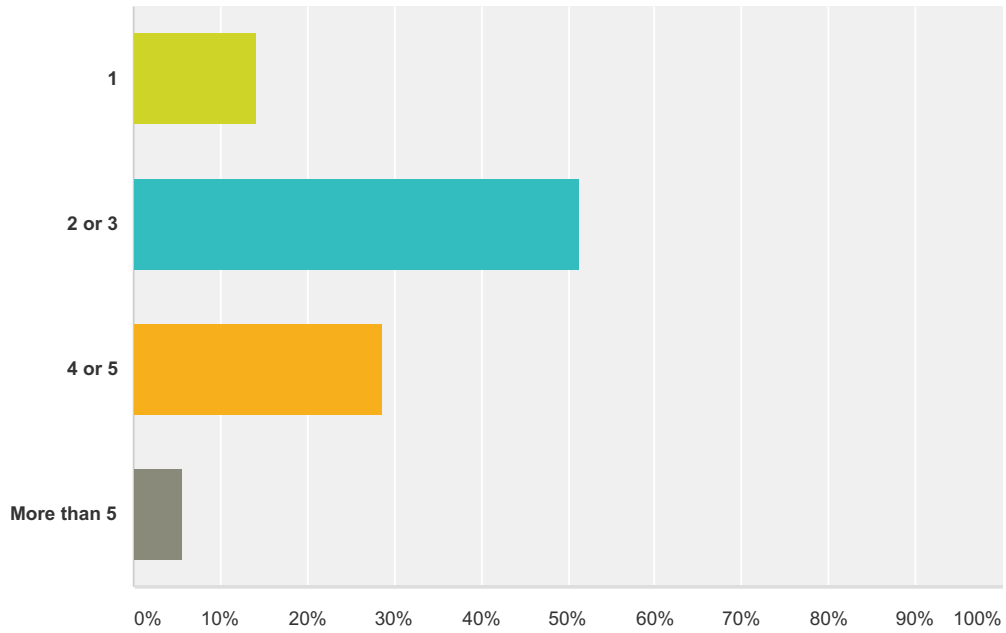


Answer Choices	Responses
Optional Research Survey	77.14% 27
Default Option	25.71% 9
Total Respondents: 35	

Q2 To how many residency programs did you apply?

Answered: 35 Skipped: 0

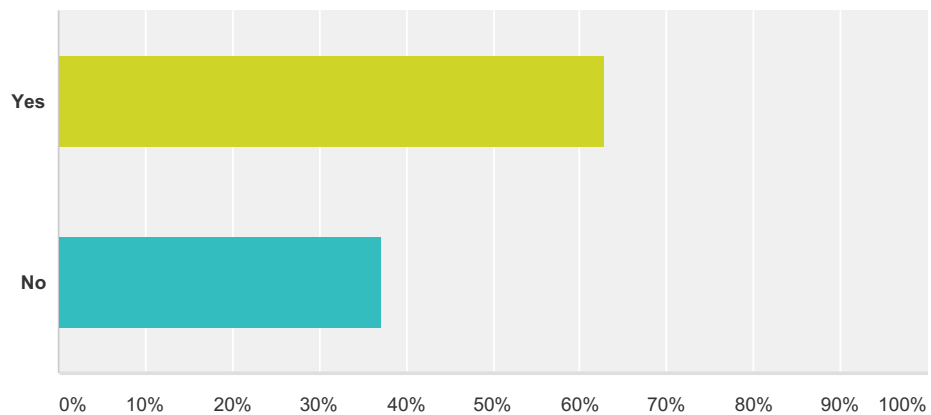
Residency Exit Survey 2016



Answer Choices	Responses	
1	14.29%	5
2 or 3	51.43%	18
4 or 5	28.57%	10
More than 5	5.71%	2
Total		35

Q3 Is this residency program your first choice?

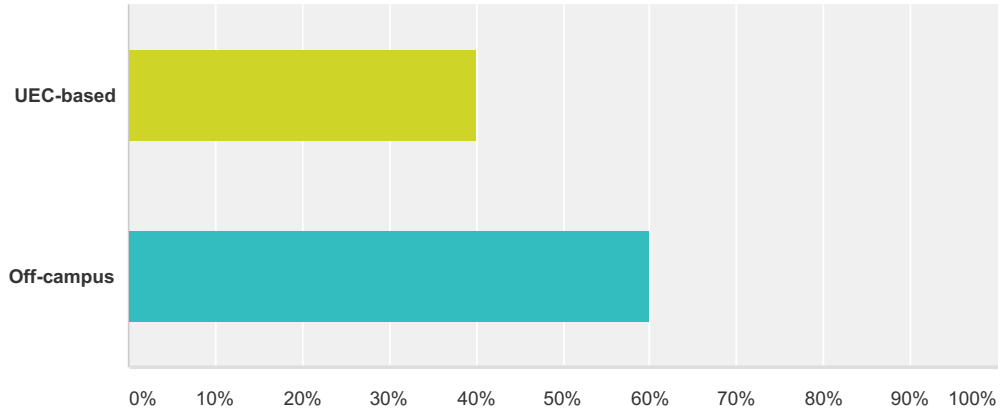
Answered: 35 Skipped: 0



Answer Choices	Responses	
Yes	62.86%	22
No	37.14%	13

Q4 Are you in a UEC-based residency or one that is primarily off campus?

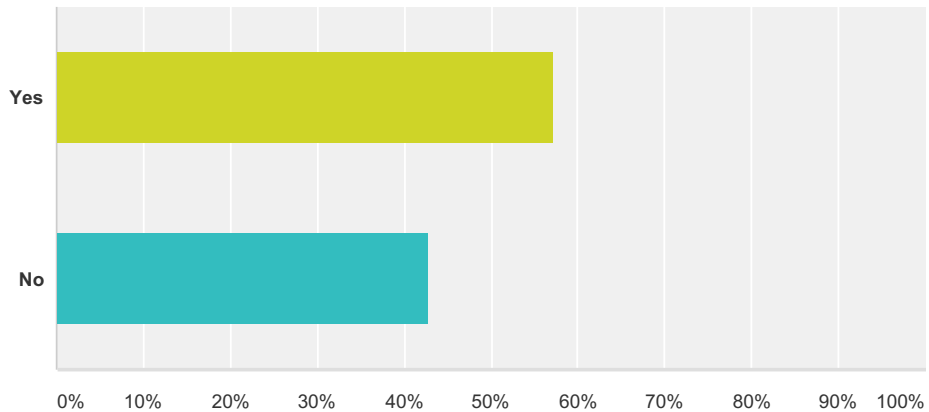
Answered: 35 Skipped: 0



Answer Choices	Responses
UEC-based	40.00% 14
Off-campus	60.00% 21
Total	35

Q5 Did you graduate from SUNY College of Optometry?

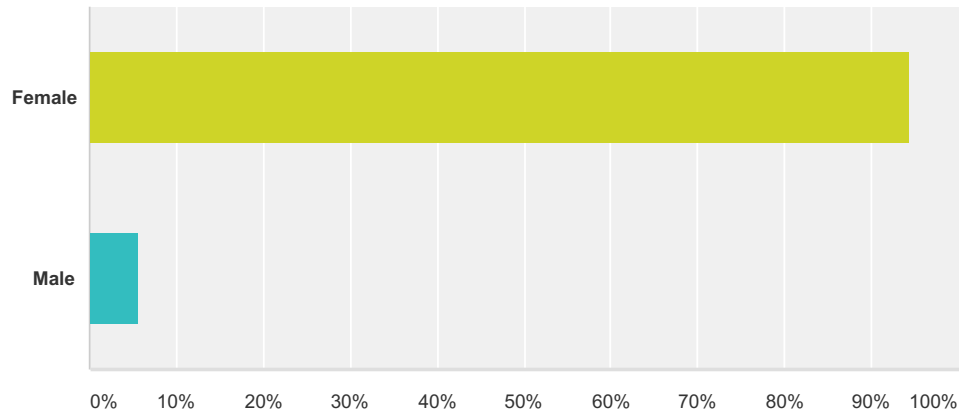
Answered: 35 Skipped: 0



Answer Choices	Responses
Yes	57.14% 20
No	42.86% 15
Total	35

Q6 What is your gender?

Answered: 35 Skipped: 0

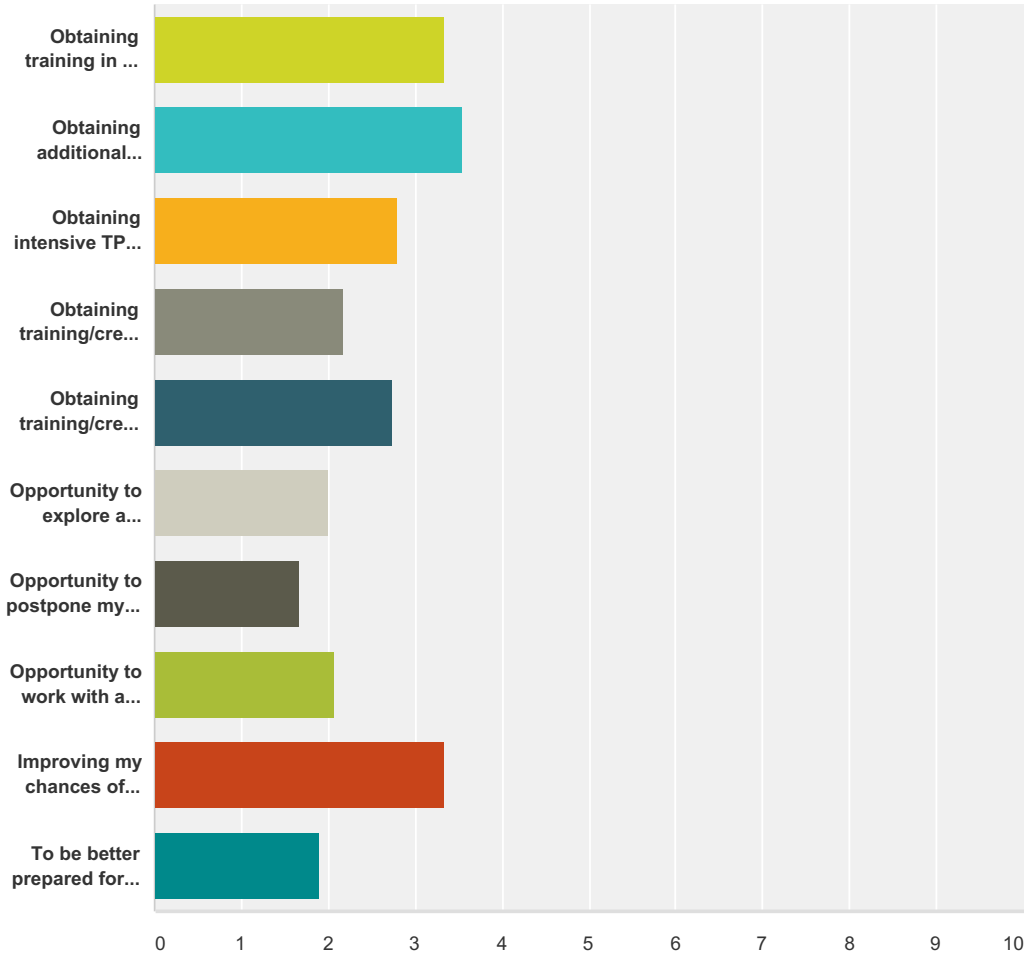


Answer Choices	Responses
Female	94.29% 33
Male	5.71% 2
Total	35

Q7 Thinking back to the time you selected your residency program, how important were the following factors in making your selection?

Answered: 35 Skipped: 0

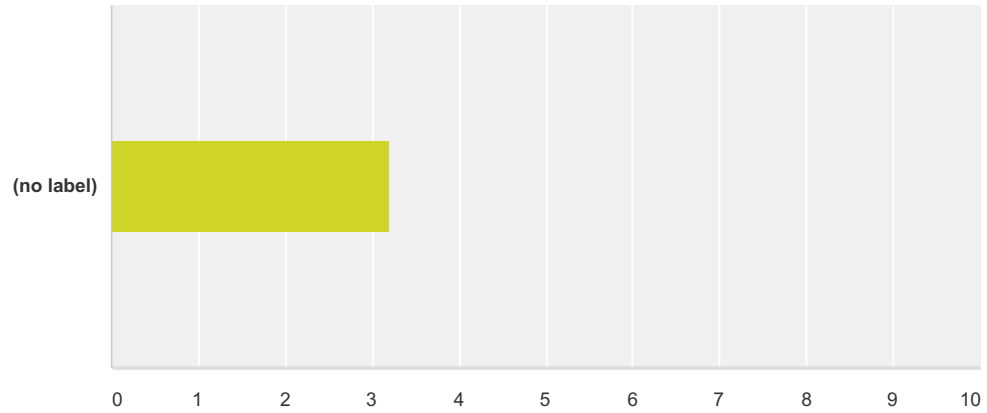
Residency Exit Survey 2016



	Not important	Somewhat important	Important	Very important	Total	Weighted Average
Obtaining training in a specialty area	0.00% 0	5.71% 2	54.29% 19	40.00% 14	35	3.34
Obtaining additional patient care experience	0.00% 0	2.86% 1	40.00% 14	57.14% 20	35	3.54
Obtaining intensive TPA experience	14.29% 5	17.14% 6	42.86% 15	25.71% 9	35	2.80
Obtaining training/credential to teach at a school/college of optometry	25.71% 9	37.14% 13	31.43% 11	5.71% 2	35	2.17
Obtaining training/credential to practice in a HMO, hospital or VA facility	20.00% 7	20.00% 7	25.71% 9	34.29% 12	35	2.74
Opportunity to explore a specific geographic region	31.43% 11	42.86% 15	20.00% 7	5.71% 2	35	2.00
Opportunity to postpone my career decision for a year	50.00% 17	35.29% 12	11.76% 4	2.94% 1	34	1.68
Opportunity to work with a specific supervising doctor	40.00% 14	25.71% 9	22.86% 8	11.43% 4	35	2.06
Improving my chances of obtaining a clinical position that meets my interests	5.88% 2	5.88% 2	35.29% 12	52.94% 18	34	3.35
To be better prepared for board certification	31.43% 11	54.29% 19	8.57% 3	5.71% 2	35	1.89

Q8 My residency program has met my expectations.

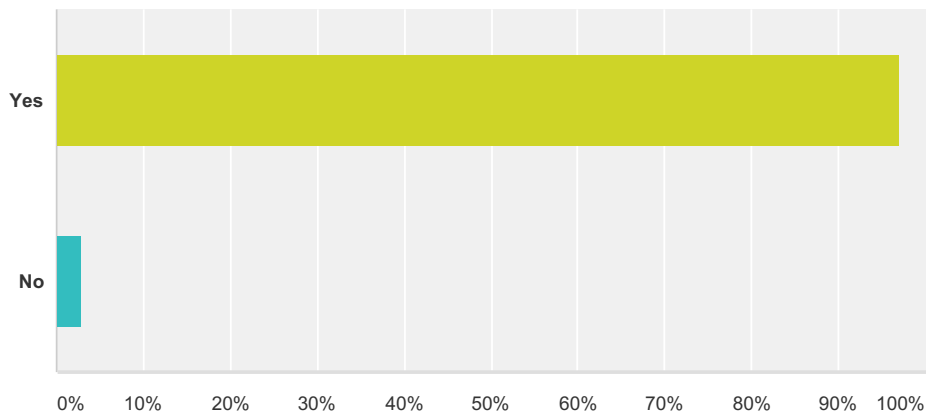
Answered: 35 Skipped: 0



	Strongly Disagree	Disagree	Agree	Strongly Agree	Total	Weighted Average
(no label)	0.00% 0	5.71% 2	68.57% 24	25.71% 9	35	3.20

Q9 If you had it to do over again, would you do a residency?

Answered: 35 Skipped: 0



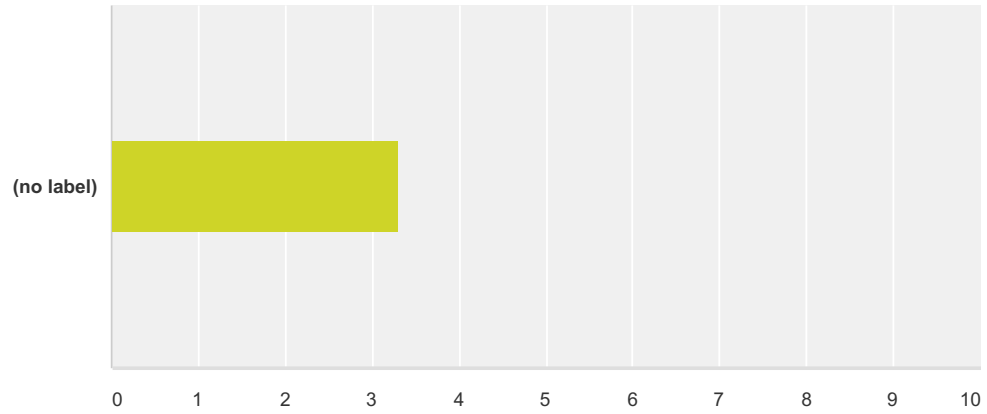
Answer Choices	Responses
Yes	97.14% 34
No	2.86% 1
Total	35

Q10 By doing my residency I have increased my chances to obtain the

Residency Exit Survey 2016

type of optometric position that I want.

Answered: 35 Skipped: 0

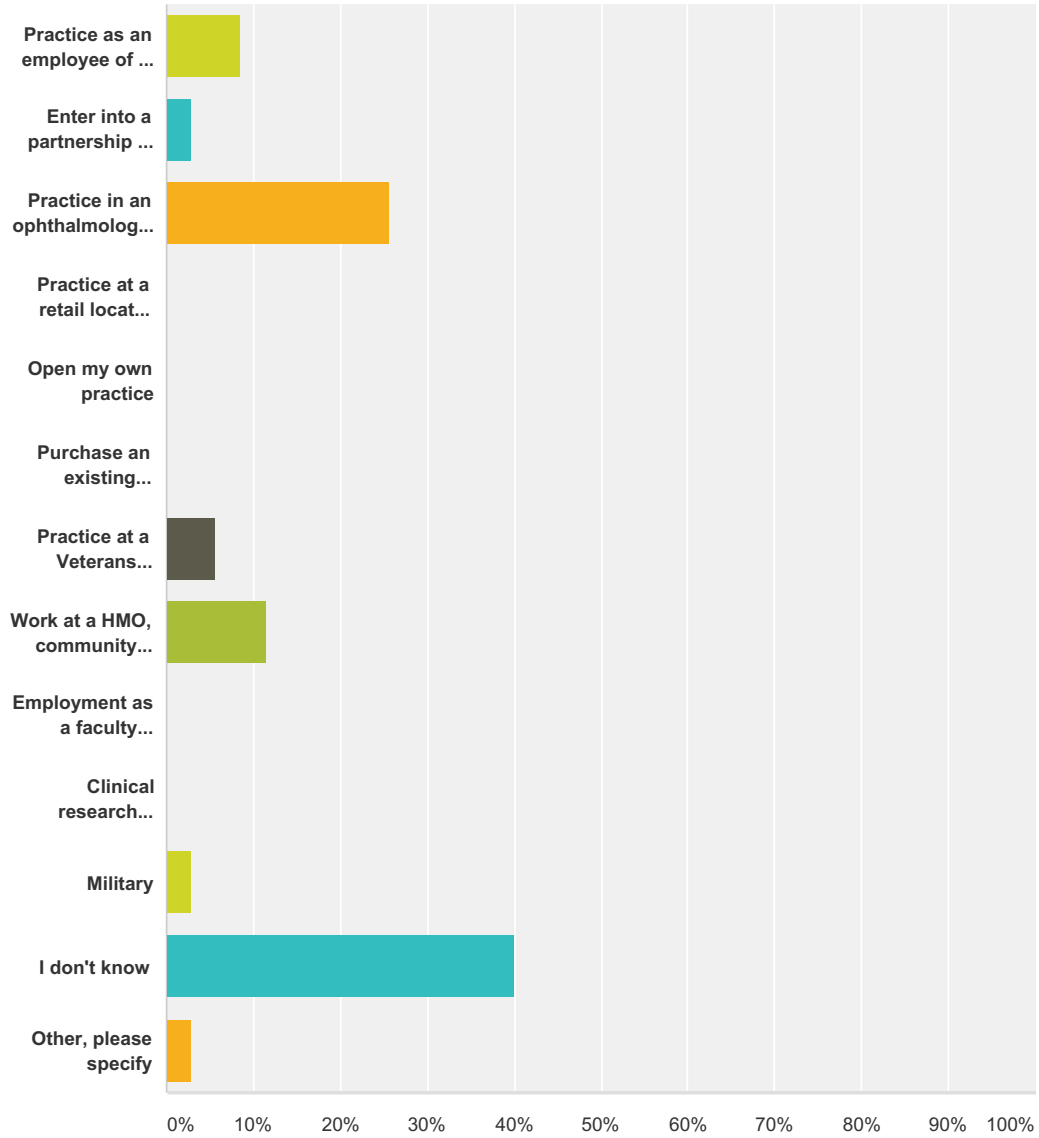


	Strongly disagree	Disagree	Agree	Strongly agree	Total	Weighted Average
(no label)	0.00% 0	8.57% 3	54.29% 19	37.14% 13	35	3.29

Q11 What do will be your primary optometric position immediately after you complete your residency program?

Answered: 35 Skipped: 0

Residency Exit Survey 2016



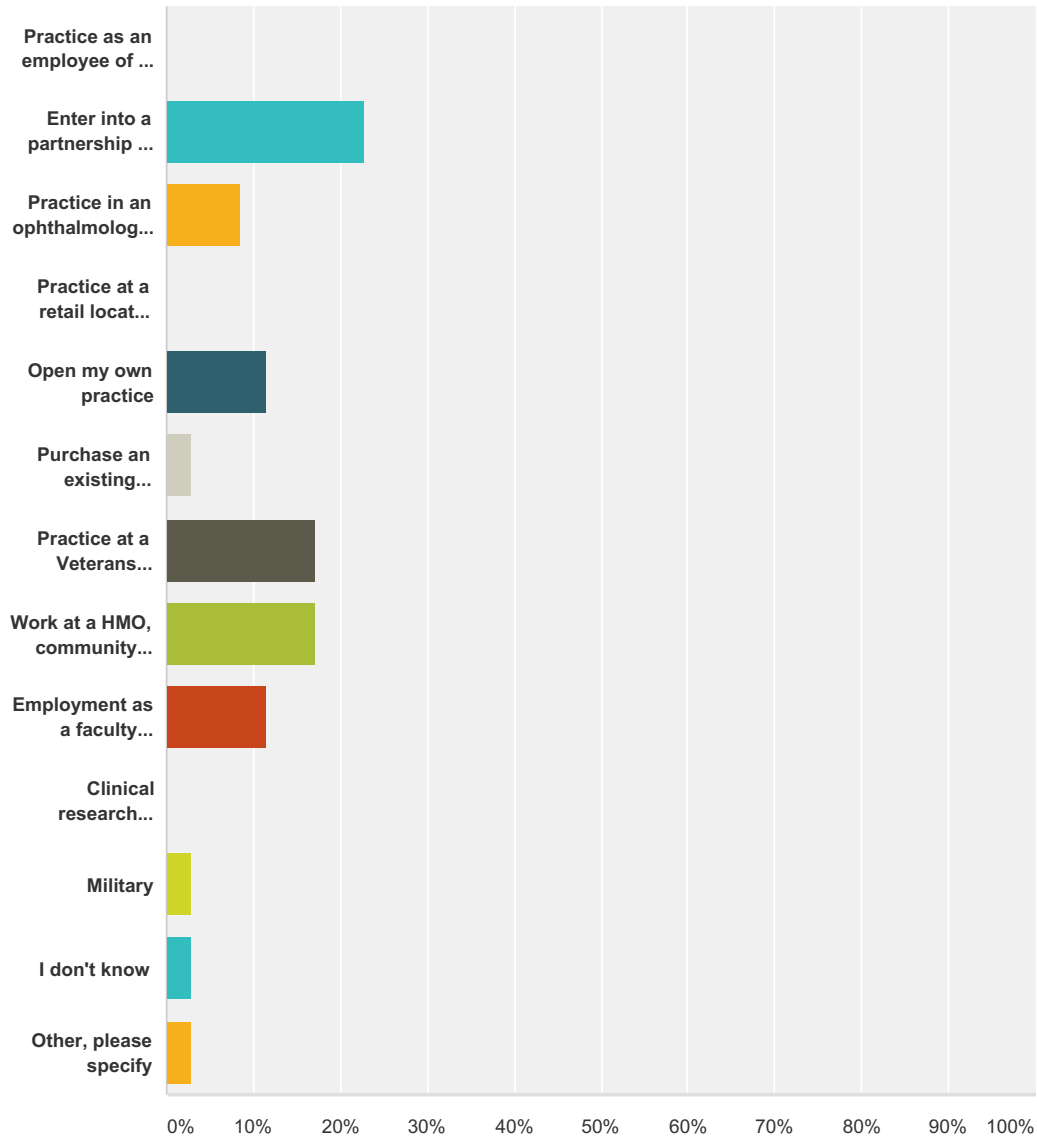
Answer Choices	Responses
Practice as an employee of an optometrist	8.57% 3
Enter into a partnership in an optometric practice	2.86% 1
Practice in an ophthalmologist's office	25.71% 9
Practice at a retail location (optical or chain)	0.00% 0
Open my own practice	0.00% 0
Purchase an existing practice	0.00% 0
Practice at a Veterans Administration (VA) facility	5.71% 2
Work at a HMO, community clinic or hospital (other than a VA hospital)	11.43% 4
Employment as a faculty member at a school/college of optometry	0.00% 0
Clinical research position	0.00% 0
Military	2.86% 1

Residency Exit Survey 2016

I don't know	40.00%	14
Other, please specify	2.86%	1
Total		35

Q12 What is your primary long-term career goal?

Answered: 35 Skipped: 0



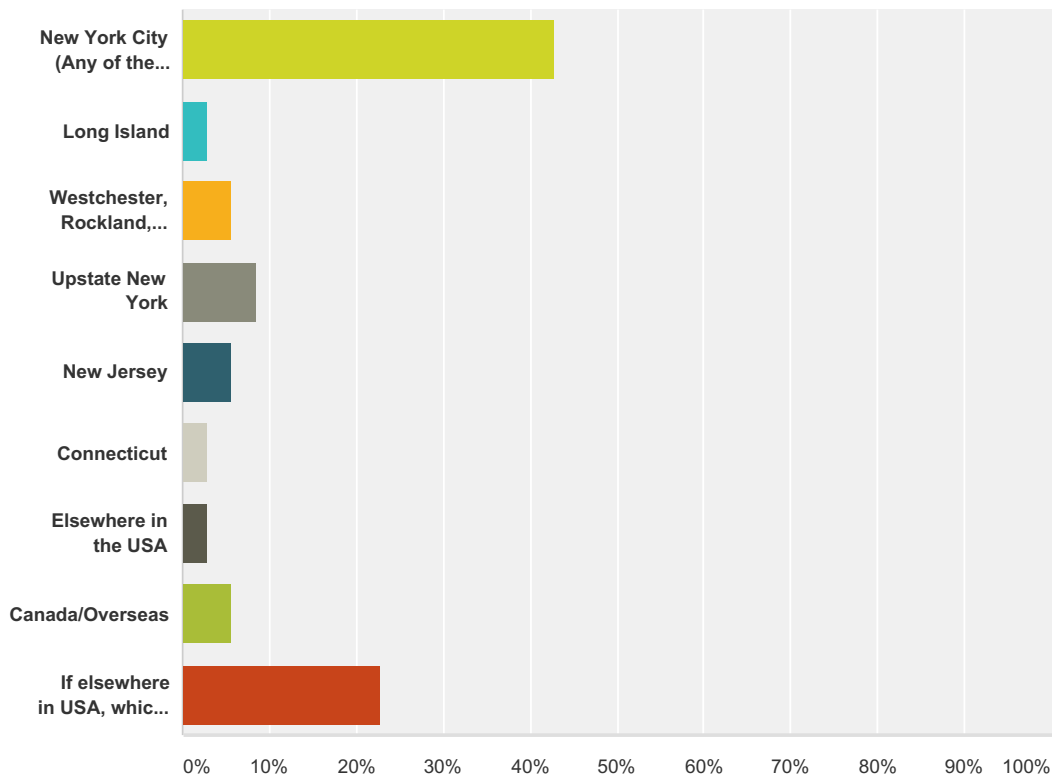
Answer Choices	Responses
Practice as an employee of an optometrist	0.00% 0
Enter into a partnership in an optometric practice	22.86% 8
Practice in an ophthalmologist's office	8.57% 3
Practice at a retail location (optical or chain)	0.00% 0

Residency Exit Survey 2016

Open my own practice	11.43%	4
Purchase an existing practice	2.86%	1
Practice at a Veterans Administration (VA) facility	17.14%	6
Work at a HMO, community clinic or hospital (other than a VA hospital)	17.14%	6
Employment as a faculty member at a school/college of optometry	11.43%	4
Clinical research position	0.00%	0
Military	2.86%	1
I don't know	2.86%	1
Other, please specify	2.86%	1
Total		35

Q13 Where do you plan to practice after you have completed your residency program?

Answered: 35 Skipped: 0



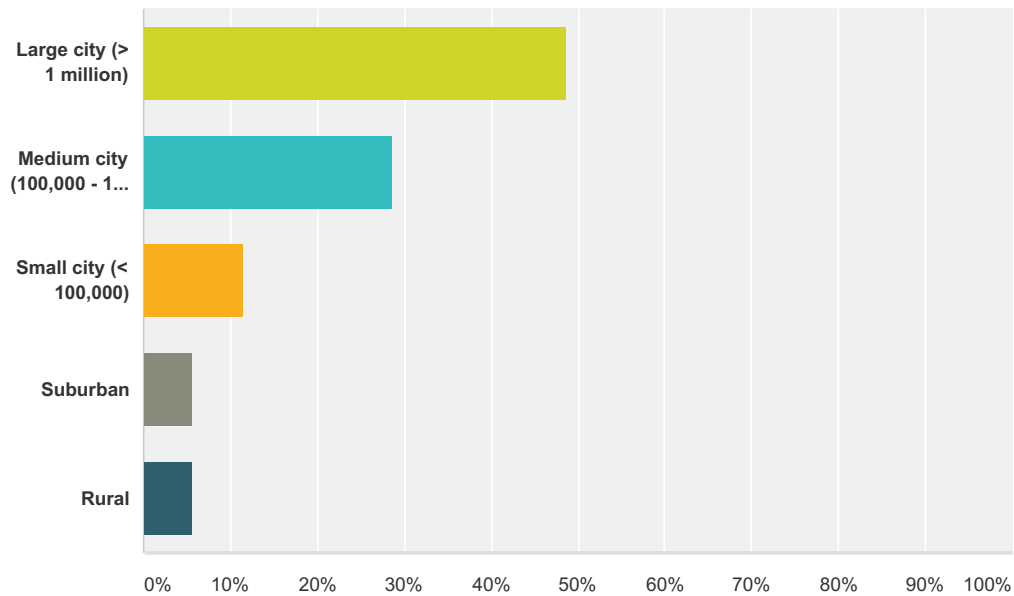
Answer Choices	Responses
New York City (Any of the five boroughs)	42.86% 15
Long Island	2.86% 1
Westchester, Rockland, Putman, Orange, Dutchess, Ulster or Sullivan County	5.71% 2
Upstate New York	8.57% 3

Residency Exit Survey 2016

New Jersey	5.71%	2
Connecticut	2.86%	1
Elsewhere in the USA	2.86%	1
Canada/Overseas	5.71%	2
If elsewhere in USA, which state?	22.86%	8
Total		35

Q14 Which best describes the community where you intend to practice.

Answered: 35 Skipped: 0

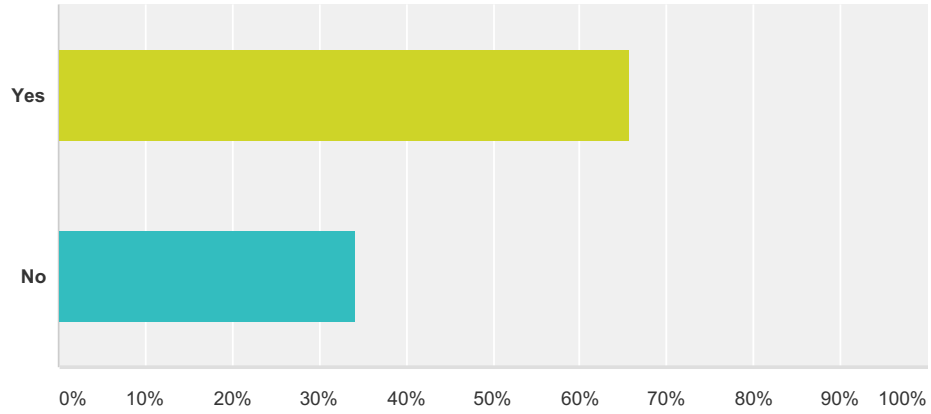


Answer Choices	Responses
Large city (> 1 million)	48.57% 17
Medium city (100,000 - 1 million)	28.57% 10
Small city (< 100,000)	11.43% 4
Suburban	5.71% 2
Rural	5.71% 2
Total	35

Q15 Do you believe that completion of your residency program will result in a higher initial income than if you had not completed the program?

Answered: 35 Skipped: 0

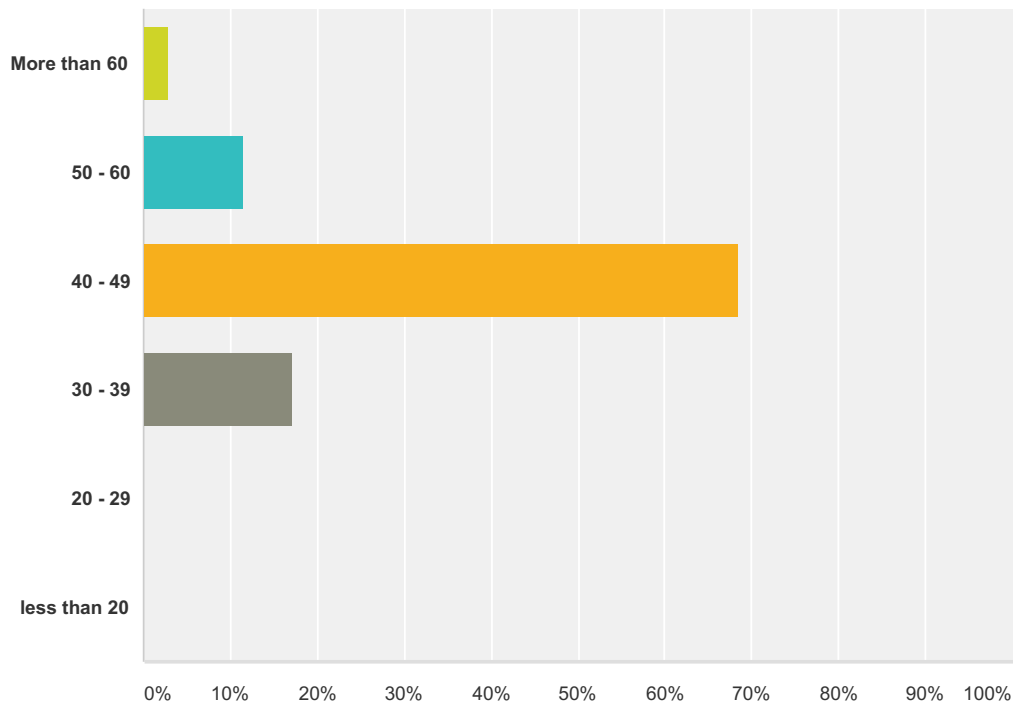
Residency Exit Survey 2016



Answer Choices	Responses	
Yes	65.71%	23
No	34.29%	12
Total		35

Q16 Upon completion of your residency program, how many hours per week do you expect to work/practice?

Answered: 35 Skipped: 0



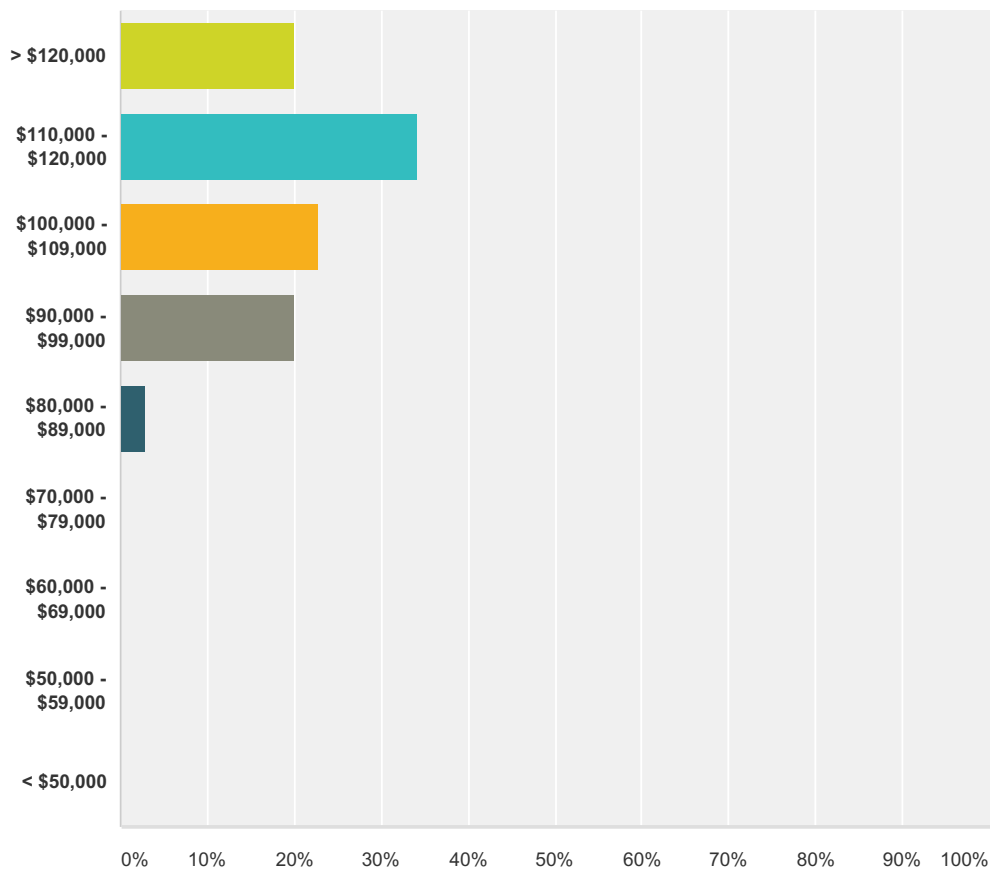
Answer Choices	Responses	
More than 60	2.86%	1

Residency Exit Survey 2016

50 - 60	11.43%	4
40 - 49	68.57%	24
30 - 39	17.14%	6
20 - 29	0.00%	0
less than 20	0.00%	0
Total		35

Q17 What optometric income do you expect for your first full year following completion of your residency?

Answered: 35 Skipped: 0



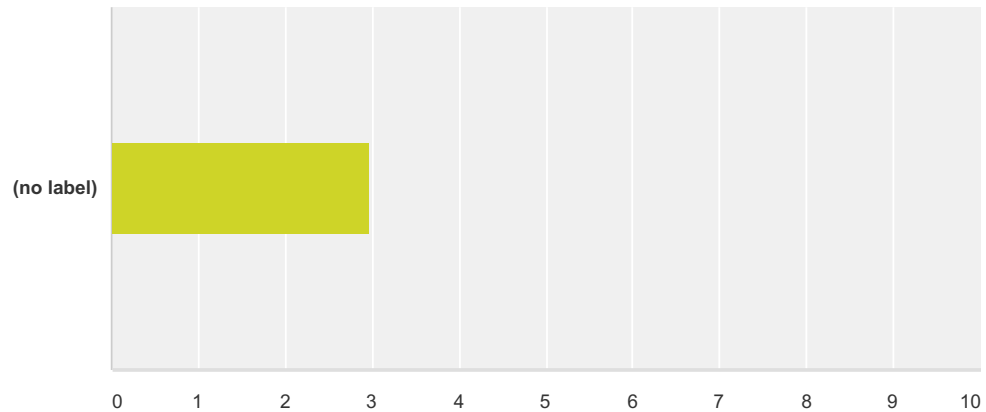
Answer Choices	Responses
> \$120,000	20.00% 7
\$110,000 - \$120,000	34.29% 12
\$100,000 - \$109,000	22.86% 8
\$90,000 - \$99,000	20.00% 7
\$80,000 - \$89,000	2.86% 1

Residency Exit Survey 2016

\$70,000 - \$79,000	0.00%	0
\$60,000 - \$69,000	0.00%	0
\$50,000 - \$59,000	0.00%	0
< \$50,000	0.00%	0
Total		35

Q18 What are your perceptions of the job market for optometrists with residency training?

Answered: 35 Skipped: 0

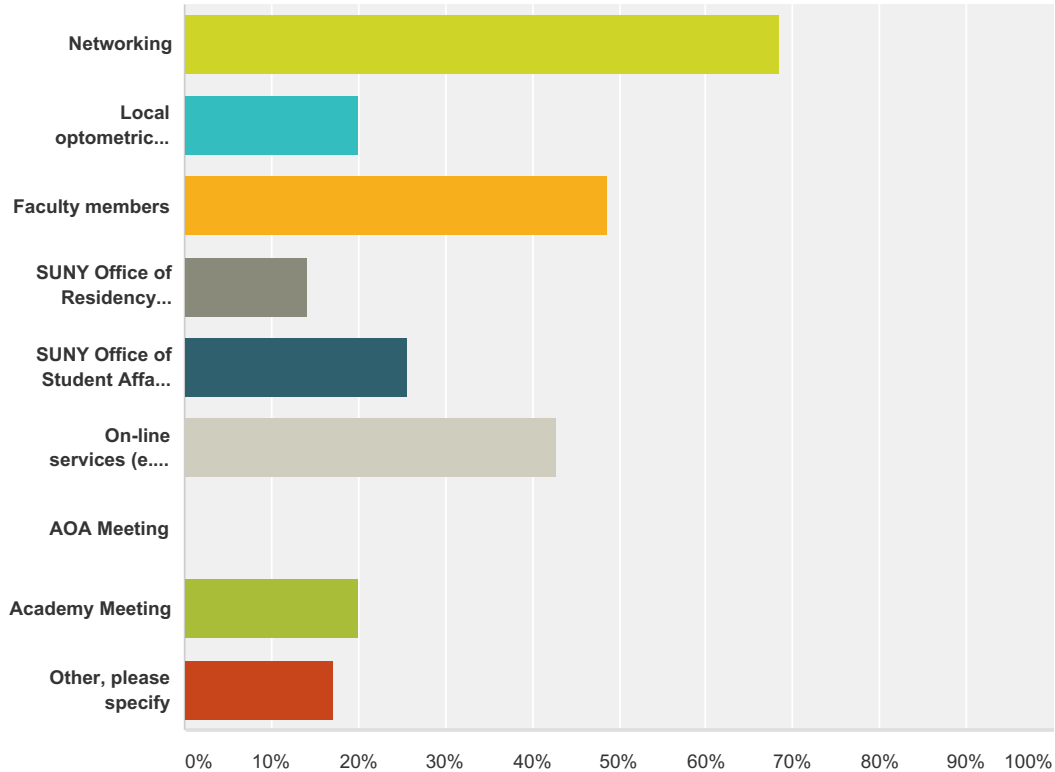


	Poor	Fair	Good	Excellent	Total	Weighted Average
(no label)	2.86% 1	22.86% 8	48.57% 17	25.71% 9	35	2.97

Q19 When looking for your first position following completion of your residency program, which strategies/resources have you utilized? (You may select more than one.)

Answered: 35 Skipped: 0

Residency Exit Survey 2016

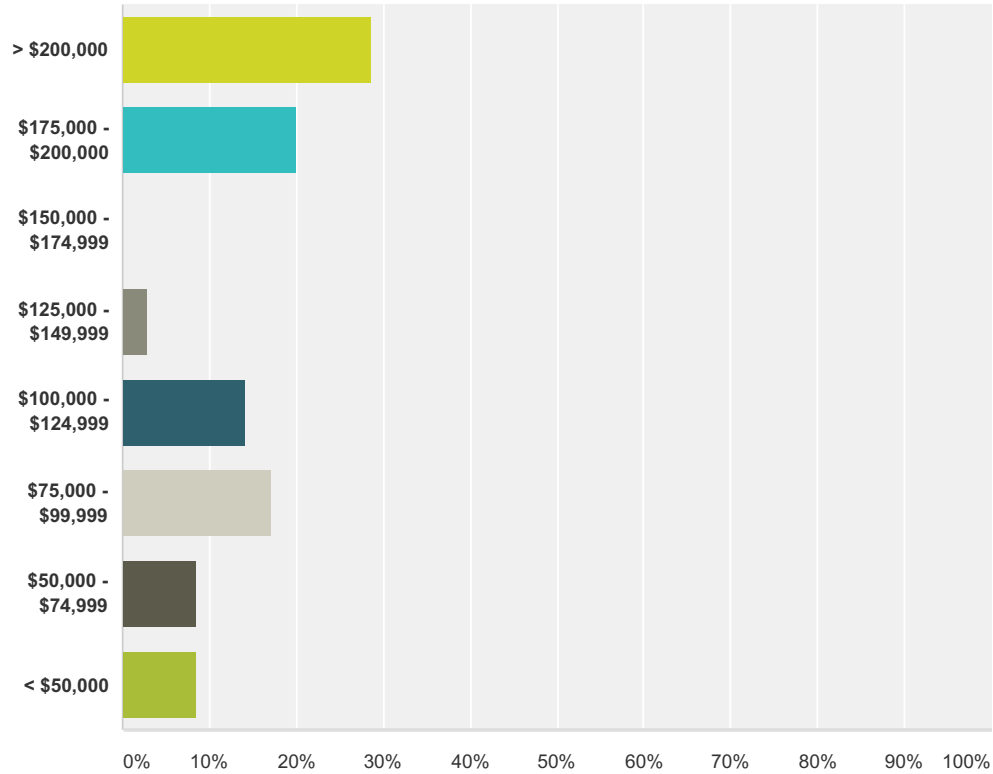


Answer Choices	Responses	Count
Networking	68.57%	24
Local optometric societies	20.00%	7
Faculty members	48.57%	17
SUNY Office of Residency Programs	14.29%	5
SUNY Office of Student Affairs website listings	25.71%	9
On-line services (e.g., AOA, NYSOA)	42.86%	15
AOA Meeting	0.00%	0
Academy Meeting	20.00%	7
Other, please specify	17.14%	6
Total Respondents: 35		

Q20 Upon completion of your residency program, what will be your total (undergraduate and optometry) educational indebtedness?

Answered: 35 Skipped: 0

Residency Exit Survey 2016

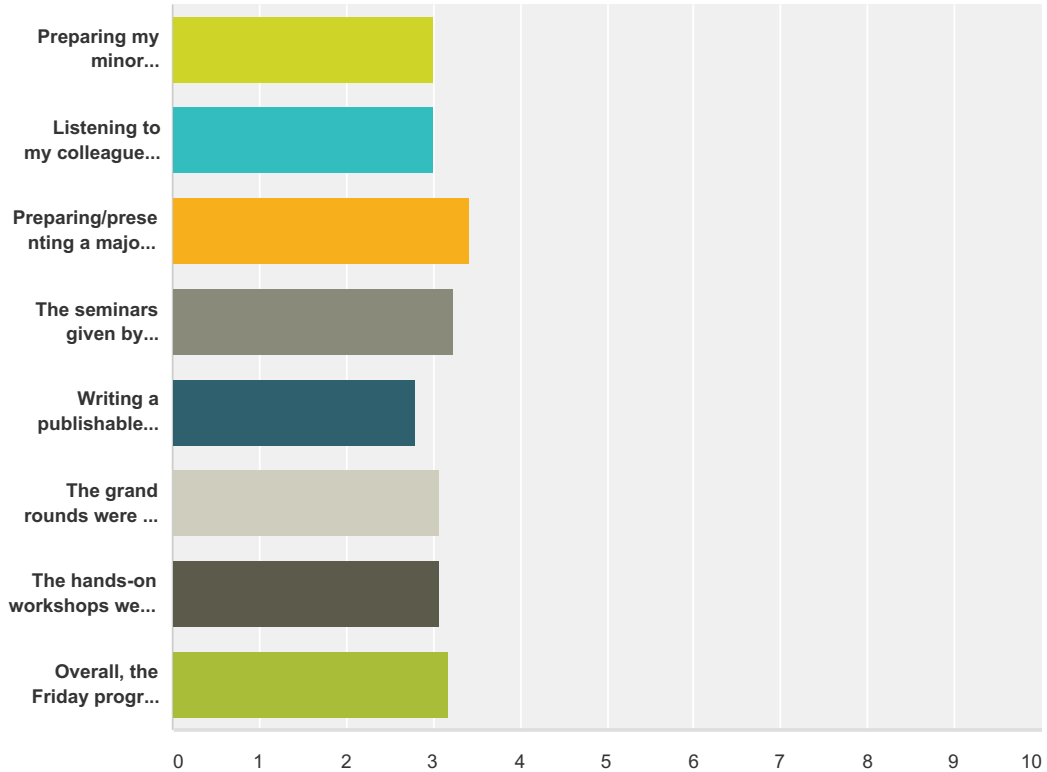


Answer Choices	Responses	
> \$200,000	28.57%	10
\$175,000 - \$200,000	20.00%	7
\$150,000 - \$174,999	0.00%	0
\$125,000 - \$149,999	2.86%	1
\$100,000 - \$124,999	14.29%	5
\$75,000 - \$99,999	17.14%	6
\$50,000 - \$74,999	8.57%	3
< \$50,000	8.57%	3
Total		35

Q21 Thinking of the Friday program, please rate your agreement with the following statements.

Answered: 35 Skipped: 0

Residency Exit Survey 2016

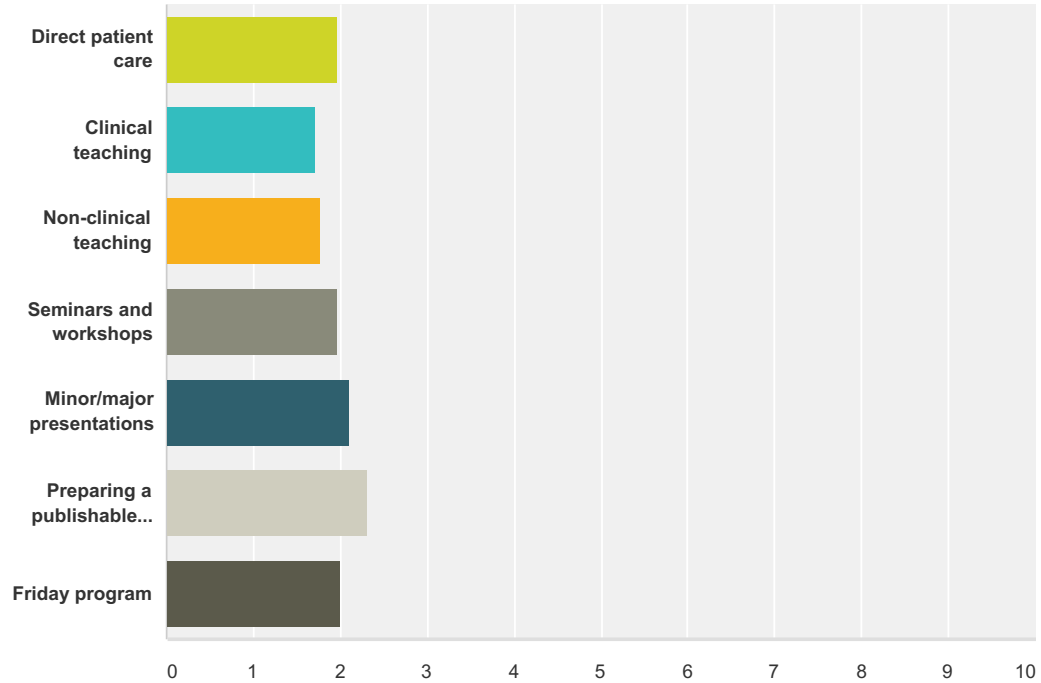


	Strongly Disagree	Disagree	Agree	Strongly Agree	Total	Weighted Average
Preparing my minor presentation was a valuable learning experience	0.00% 0	11.43% 4	77.14% 27	11.43% 4	35	3.00
Listening to my colleagues' minor presentations was a valuable learning experience	0.00% 0	11.43% 4	77.14% 27	11.43% 4	35	3.00
Preparing/presenting a major topic presentation as a CE course was a valuable learning experience	0.00% 0	0.00% 0	57.14% 20	42.86% 15	35	3.43
The seminars given by faculty members helped me to become a better clinician	0.00% 0	5.71% 2	65.71% 23	28.57% 10	35	3.23
Writing a publishable quality paper was a valuable learning experience	2.86% 1	22.86% 8	65.71% 23	8.57% 3	35	2.80
The grand rounds were a valuable learning experience	0.00% 0	11.43% 4	71.43% 25	17.14% 6	35	3.06
The hands-on workshops were a valuable learning experience	0.00% 0	17.14% 6	60.00% 21	22.86% 8	35	3.06
Overall, the Friday program was a valuable learning experience	0.00% 0	8.57% 3	65.71% 23	25.71% 9	35	3.17

Q22 Thinking of your residency program, how would you rate the amount of time spent on the following activities?

Answered: 35 Skipped: 0

Residency Exit Survey 2016

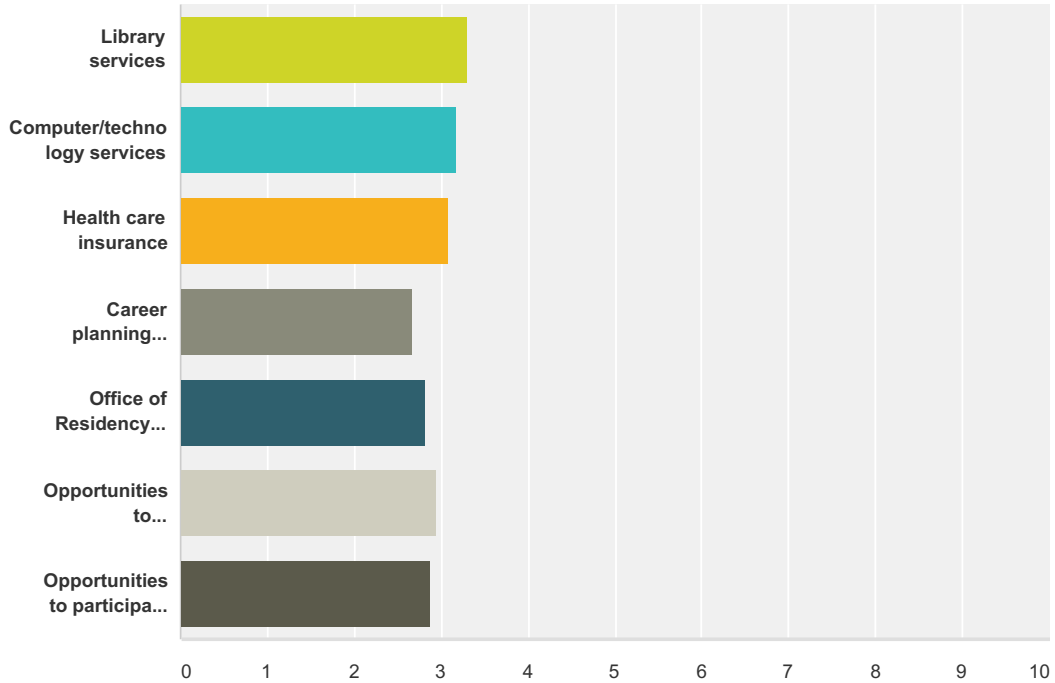


	Not Enough	Just Right	Too Much	Total	Weighted Average
Direct patient care	8.57% 3	85.71% 30	5.71% 2	35	1.97
Clinical teaching	31.43% 11	65.71% 23	2.86% 1	35	1.71
Non-clinical teaching	25.71% 9	71.43% 25	2.86% 1	35	1.77
Seminars and workshops	8.82% 3	85.29% 29	5.88% 2	34	1.97
Minor/major presentations	0.00% 0	88.57% 31	11.43% 4	35	2.11
Preparing a publishable quality paper	0.00% 0	68.57% 24	31.43% 11	35	2.31
Friday program	11.43% 4	77.14% 27	11.43% 4	35	2.00

**Q23 Thinking of your residency program,
please rate your level of satisfaction with
the following:**

Answered: 35 Skipped: 0

Residency Exit Survey 2016



	Very Dissatisfied	Dissatisfied	Satisfied	Very Satisfied	N/A	Total	Weighted Average
Library services	2.86% 1	0.00% 0	54.29% 19	31.43% 11	11.43% 4	35	3.29
Computer/technology services	2.86% 1	2.86% 1	62.86% 22	25.71% 9	5.71% 2	35	3.18
Health care insurance	0.00% 0	5.88% 2	50.00% 17	11.76% 4	32.35% 11	34	3.09
Career planning services	2.86% 1	25.71% 9	42.86% 15	5.71% 2	22.86% 8	35	2.67
Office of Residency Programs	2.94% 1	23.53% 8	55.88% 19	11.76% 4	5.88% 2	34	2.81
Opportunities to supervise/teach optometry students	2.86% 1	11.43% 4	62.86% 22	11.43% 4	11.43% 4	35	2.94
Opportunities to participate in research	0.00% 0	5.71% 2	40.00% 14	0.00% 0	54.29% 19	35	2.88

Q24 What were the strengths of the residency program?

Answered: 26 Skipped: 9

Q25 What aspects of the residency program could be improved?

Answered: 24 Skipped: 11

Q26 Please feel free to share any other

Residency Exit Survey 2016

**thoughts about your experiences as a
resident.**

Answered: 14 Skipped: 21